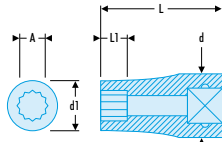




Radio 1/4" range

Sockets 1/4"

RB - 1/4" drive inch 12-point thin wall sockets



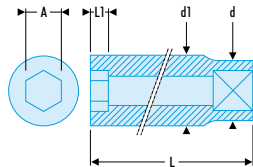
ASME B107.1

- OGV® profile: more powerful tightening, preserves fasteners.
- Thin-wall for better access, conform with aeronautical standards.
- Finish: bright chrome.

➤	A ["]	⚙ [mm]	d [mm]	d1 [mm]	L [mm]	L1 [mm]	ΔΔ [g]
RB.3/16	3/16	12	11,2	7,6	22	4,8	7
RB.7/32	7/32	12	11,2	8,7	22	5,5	8
RB.1/4	1/4	12	11,2	9,7	22	6,0	8
RB.9/32	9/32	12	11,2	10,6	22	6,0	10
RB.5/16	5/16	12	11,9	11,9	22	6,5	10
RB.11/32	11/32	12	12,9	12,9	22	6,5	11
RB.3/8	3/8	12	13,7	13,7	22	7,8	14
RB.7/16	7/16	12	14,8	15,8	22	9,0	17
RB.1/2	1/2	12	16,0	16,9	22	10,0	18
RB.9/16	9/16	12	17,5	18,7	22	10,0	22

Long reach sockets 1/4"

R.EL - 1/4" long-reach metric 12-point sockets

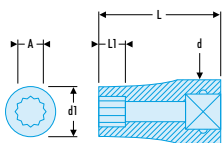


NF ISO 2725-1, NF ISO 1711-1, ISO 2725-1, ISO 1711-1, DIN 3124, ASME B107.5

- OGV® profile: more powerful tightening, preserves fasteners.
- Long-reach sockets for long recess or thread access.
- High performance, suitable for aircraft fasteners to AS954E.
- Thinner socket walls for better accessibility.
- Finish: bright chrome.

➤	A [mm]	⚙ [mm]	d [mm]	d1 [mm]	L [mm]	L1 [mm]	ΔΔ [g]
R.4EL	4	12	6,7	11,2	50	4	18
R.4,5EL	4,5	12	7,3	11,2	50	4,5	18
R.5EL	5	12	7,8	11,2	50	5,5	18
R.5,5EL	5,5	12	8,5	11,2	50	6	18
R.6EL	6	12	9,2	11,2	50	7	18
R.7EL	7	12	10,3	11,2	50	8	27
R.8EL	8	12	11,2	11,7	50	9	27
R.9EL	9	12	13	12	50	10	32
R.10EL	10	12	14,3	12,9	50	11	41
R.11EL	11	12	15,5	14,3	50	12	54
R.12EL	12	12	16,8	15,5	50	13	56
R.13EL	13	12	18	16,4	50	14	59
R.14EL	14	12	19,3	17,9	50	16	68

R.EL - 1/4" long-reach inch 12-point sockets



ASME B107.1

- OGV® profile: more powerful tightening, preserves fasteners.
- Long-reach sockets for long recess or thread access.
- High performance, suitable for aircraft fasteners to AS954E.
- Thinner socket walls for better accessibility.
- Available as rack set (Ref REL.40U).
- Finish: bright chrome.

➤	A ["]	⚙ [mm]	d [mm]	d1 [mm]	L [mm]	L1 [mm]	ΔΔ [g]
R.3/16EL	3/16	12	10,9	7,7	50	6,0	14
R.7/32EL	7/32	12	10,9	8,5	50	7,4	15
R.1/4EL	1/4	12	10,9	9,4	50	7,4	17
R.9/32EL	9/32	12	10,9	10,2	50	8,5	17
R.5/16EL	5/16	12	11,8	11,4	50	9,0	23
R.11/32EL	11/32	12	12,0	12,5	50	9,7	25
R.3/8EL	3/8	12	12,8	13,7	50	11,2	32
R.7/16EL	7/16	12	14,3	15,6	50	11,9	40
R.1/2EL	1/2	12	16,2	17,3	50	13,8	45
R.9/16EL	9/16	12	17,1	18,8	50	16,2	49