



GLOBAL SOLUTIONS FOR
**WORKING SAFELY
AT HEIGHT**

Dealer stamp



13938.20 FACOM SAS with a capital of 24 414 487.20 € - R.C.S. Evry B328 630 645 -
Intra-community VAT FR 49 328 630 645. Non contractual photos. FACOM reserves the right
to modify any information without notice. Design and creation: @EVOLUTIONCOM.BU
Photo credits: Fotolia / Shutterstock.



WORKING AT HEIGHT: ELIMINATE RISKS FROM FALLING TOOLS

Every year falling tools cause thousands of accidents with consequences effecting both health and productivity.

Tool solutions specifically suited to working in high places eliminate risks, avoid wasted time and improve productivity.

In the nuclear sector, solutions for this type of risk are designated under the term FME (Foreign Material Exclusion).



IMPROVED SAFETY

A falling tool can be extremely dangerous, particularly if it hits somebody. In addition to the severe injury it may inflict to individuals, such an accident can have major consequences for the company.

IMPROVED TIME GAIN

A fallen tool must be recovered. Climbing down from a work location, getting the tool, sometimes in confined spaces... all these take time, adding to the time required for the job.

IMPROVED SAVINGS

A falling tool may damage expensive facilities or equipment, disturb or stop a production process, even end up in a remote location and require replacement.





SAFETY LOCK SYSTEM

THE FACOM SOLUTION FOR WORKING AT HEIGHT



FACOM has always worked closely with companies from various sectors to develop tooling solutions that perfectly meet user needs.



The FACOM Safety Lock System (SLS) is perfect for those who regularly work in elevated locations, assembling and maintaining equipment above ground level.



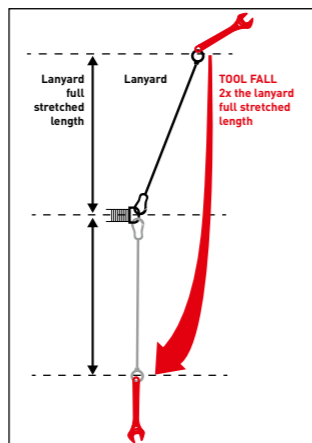
ROBUST AND RELIABLE

FACOM's ring system is made of metal to withstand extreme shocks, temperatures, and other harsh working conditions.



The rings were designed and tested by FACOM. Their dimensions allow them to

withstand at least twice the tool's weight. The tool-ring set is also tested in a real-world situation, with a test of 400 falls per type of tool. FACOM assembles the rings in its plants with servo-controlled presses guaranteeing perfect crimping.



TRACEABILITY

An individual traction test is performed on each tool upon ring assembly. An inspection certificate is issued and a unique serial number engraved on the tool. FACOM can hence follow up its production to guarantee maximum safety. The unique serial number also ensures the tool is identified and followed throughout its lifetime.



ERGONOMICS


The tools of the SLS range were designed by FACOM specifically to preserve comfort in all conditions and the levels of performance of its standard tools.



The SLS ring slides along the wrench for optimum use of the wrench's open end and ring.



Ratchet handles are fitted with a shackle for easy snap hook fastening and freedom of movement.



The SLS ring allows screwdriver shank rotation without twisting the lanyard.



The SLS ring passes through the metal part of pliers grips to guarantee unequalled strength.




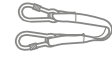


















FACOM SLS: A COMPREHENSIVE RANGE OF SECURED TOOLS

The Safety Lock System comprises 190 pre-equipped tools, 3 lanyards, 2 belts, 2 belt accessories, and 2 snap hooks.

YOUR CUSTOMISED TOOLS

- Upon request, safety eye built into the tools for work in high locations.
- Your workshop in your colours.
- Workshop roller cabinets with a set of specific drawers.
- Special bits for torque wrenches.
- Finish and marking of specific products.
- Material change.

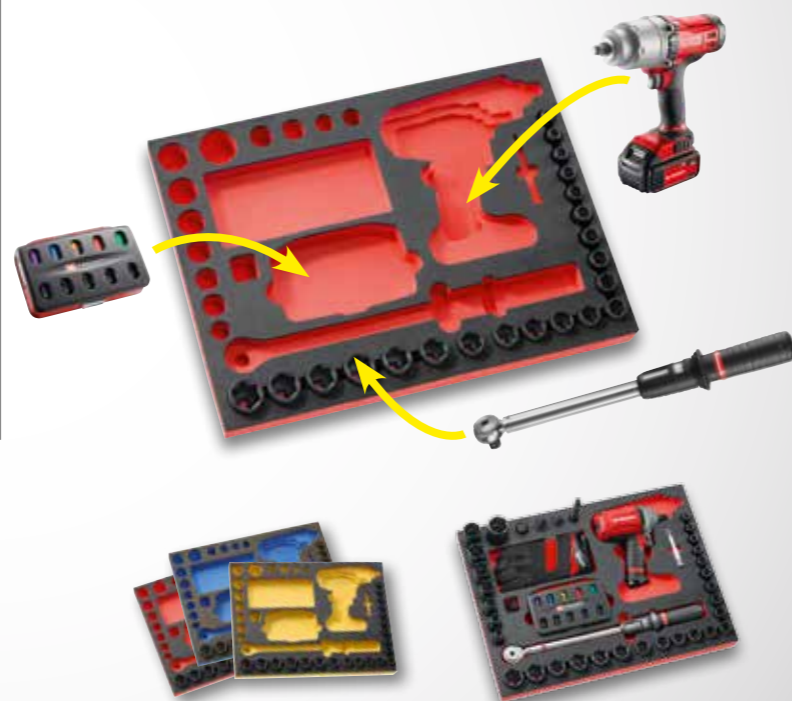
TABLE OF CONTENTS

▶ 1	Accessories SLS		9	
▶ 2	Wrenches		12	
▶ 3	Ratchets - Sockets		16	
▶ 4	Torque control		17	
▶ 5	Screwdrivers		18	
▶ 6	Keys		19	
▶ 7	Pliers		20	
▶ 8	Measuring		24	
▶ 9	Sawing - Cutting		25	
▶ 10	Hammers		26	


MY TOOL STORAGE SOLUTION



NEW SERVICE OFFERING CUSTOMIZED FOAM MODULES BECAUSE YOU KNOW BEST WHAT YOU NEED!



Discover the configurator at www.facom.com



SLS ACCESSORIES



• The Safety Lock System eye system fastened to the tools is **100% compatible with the lanyards and accessories of the FACOM SLS range.**

• FACOM SLS lanyards and accessories are in the **orange colour** generally used for safety tools for **higher visibility.**



• FACOM lanyards and accessories are supplied in standard with **safety screw-on snap hooks.** Automatic snap hook closing and its screw provide a double safety of the snap hook.

• FACOM also offers snap hooks without safety screw. They are easier to handle, particularly when wearing gloves, although reducing the safety level somewhat. Choose according to your applications.

For all SLS lanyards and belt accessories, FACOM uses **stainless steel snap hooks.** They offer **excellent tensile strength, but also to extreme outdoor conditions,** i.e. work in humid or saline atmospheres.



FACOM SLS belts, belt accessories and lanyards are **tested in extreme conditions of use** to guarantee high strength..



SLS lanyards are elastic to reduce their length and enhance comfort of use. The elastic also **dampens the fall of the tool attached.**



LAN0.2 20 cm strap - 60 mm stainless steel dual snap hooks with screw - SLS



- Strap connecting tools of the FACOM SLS range to the belt.
- Fitted with 2 60 mm stainless steel locking snap hooks with screw.
- Strap particularly suited to securing offset ring wrenches series 54A to the manoeuvring handle 54.M. Also used to fasten tools to the belt.
- Strap length excluding snap hook: 200 mm.
- Strap width: 13 mm.
- Acceptable rated load: 4 kg.
- Weight: 70 g.

LAN1.2 1.2 m strap - 80 mm stainless steel dual snap hooks with screw - SLS



- Strap connecting tools of the FACOM SLS range to the belt.
- Fitted with 2 80 mm stainless steel locking snap hooks with screw.
- Strap particularly suited to securing heavy tools to the belt or external holders (ladder, scaffold, elevator platform). Strap providing optimum securing of heavy tools.
- Strap extended length excluding snap hook: 1.20 m.
- Strap width: 15 mm.
- Acceptable rated load: 6 kg.
- Weight: 175 g.

LAN-WRT1.2 1.2 m strap - Wrist loop and 80 mm stainless steel snap hook with screw - SLS



- Fitted with an 80mm stainless steel snap hook with locking screw.
- Strap particularly suited to securing light tools to the wrist. Strap ensuring high movement mobility.
- Strap extended length excluding snap hook: 1.20 m.
- Strap width: 20 mm.
- Wrist loop length: 220 mm .
- Acceptable rated load: 6 kg.
- Weight: 110 g.

CT70-100 Belt with dual point metal loop - Waist size 70-100 cm - SLS



- Belt to fasten tools of the FACOM SLS range.
- Dual point metal loop: both points must be pressed to release the loop to prevent accidental opening and ensure optimum safety.
- Supplied with comfort foam pad with velcro for optimum adjustment.
- Belt compatible with the accessories of the FACOM SLS range: CT-ACC2M (D metal with 2 60 mm stainless steel snap hooks with locking screw) and CT-ACC (D metal only).
- 8 50 mm slots for CT-ACC2M or CT-ACC accessories.
- Height of the accessory storage strap: 45 mm.
- Waist size: 70 to 100 cm.
- Weight: 390 g.

CT100-140 Belt with dual point metal loop - Waist size 100-140 cm - SLS



- Belt to fasten tools of the FACOM SLS range.
- Dual point metal loop: both points must be pressed to release the loop to prevent accidental opening and ensure optimum safety.
- Supplied with comfort foam pad with velcro for optimum adjustment.
- Belt compatible with the accessories of the FACOM SLS range: CT-ACC2M (D metal with 2 60 mm stainless steel snap hooks with locking screw) and CT-ACC (D metal only).
- 8 50 mm slots for CT-ACC2M or CT-ACC accessories.
- Height of the accessory storage strap: 45 mm.
- Waist size: 100 to 140 cm.
- Weight: 410 g.

CT-ACC2M Metal ring with 2 60 mm stainless steel snap hooks with screw - SLS



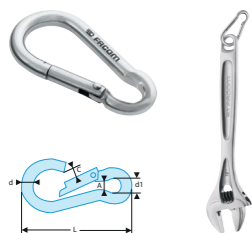
- Accessory for belt of the FACOM SLS range.
- Supplied with 2 60 mm stainless steel snap hooks with locking screw. The 2 snap hooks are integral with the "D" shaped metal ring.
- Strap width: 50 mm.
- Loop height: 50 mm.
- Internal width of the "D" ring: 50 mm.
- Internal height of the "D" ring: 40 mm.
- Acceptable rated load: 4 kg.
- Weight: 100 g.

CT-ACC Metal ring only - SLS



- Accessory for belt of the FACOM SLS range.
- Supplied without snap hook. "D" shape metal ring only.
- Strap width: 50 mm.
- Loop height: 50 mm.
- Internal width of the "D" ring: 50 mm.
- Internal height of the "D" ring: 40 mm.
- Acceptable rated load: 4 kg.
- Weight: 40 g.

60 mm stainless steel snap hook - SLS



- Snap hook in stainless steel 316: very high resistance to corrosion.
- No locking screw.
- Total length: 60 mm.
- Acceptable rated load: 300 kg.

	A [mm]	C [mm]	d [mm]	d1 [mm]	L [mm]	ΔΔ [g]
MOUSQ6X60SLS	7	8	6	10	60	25

80 mm stainless steel snap hook - SLS



- Snap hook in stainless steel 316: very high resistance to corrosion.
- No locking screw.
- Total length: 80 mm.
- Acceptable rated load: 800 kg.

	A [mm]	C [mm]	d [mm]	d1 [mm]	L [mm]	ΔΔ [g]
MOUSQ8X80SLS	10	11	8	12	80	65

THE SLS TOOL RANGE


FACOM has designed its new Safety Lock System tool range specifically for working in high places to eliminate the risks of accidents from falling tools, avoid losing time, and improve productivity.



Falling tools can have severe consequences if they hit a person, as well as for the company. A falling tool must be recovered, resulting in lost time. Falling tools can also damage expensive equipment, resulting in losing the tool or disturbing a production process. All these result in financial repercussions.

STRENGTH AND ERGONOMICS OF USE

- FACOM has designed a special ring system for its SLS tool range. The ring's metal was chosen to ensure unequalled strength: a tool suited to safety suffering no failure.
- The steel cable is embedded in the metal, guaranteeing a very robust "ring/cable" link. In extreme breakage situations, the cable breaks before the link.
- The cable is crimped with a servo-controlled press ensuring perfect linkage.
- In addition, each tool is checked individually using a traction machine. An individual certificate is issued, and a unique serial number engraved on the tool. FACOM ensures traceability of its production and your tooling can be followed throughout its use.
- The cable is flexible to preserve optimum tool comfort and ergonomics.




The SLS ring system slides along wrench for optimum use.



The SLS ring system associated with a ring on the shank allows the screwdriver to rotate without twisting the lanyard.



Handles of ratchets and torque wrenches are fitted with a shackle for easy fastening of the snap hook and high freedom of movement.



The SLS ring system passes through the metal part of pliers grips guaranteeing unequalled strength.

Combination wrenches SLS

Combination wrenches SLS

Wrenches

440.SLS - Metric combination wrenches - SLS

440.SLS - Inch combination wrenches - SLS

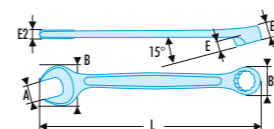
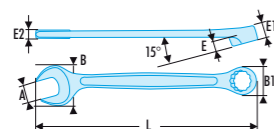


NF ISO 691, NF ISO 7738, NF ISO 3318, NF ISO 1711-1, E74-306, ISO 691, ISO 7738, ISO 3318, ISO 1711-1, DIN ISO 691, DIN 1711-1, DIN 3113, ASME B107.100

ASME B107.100, SAE AS954G

- Tool equipped with a FACOM SLS attachment solution, preventing any risk of accidental falls.
- The crimped "sliding" cable solution, selected and tested by FACOM, maintains user ergonomics (8 - 30 mm wrenches).
- Standard wrench for all current applications.
- High mechanical strength combined with compact size meeting aeronautical standards.
- Ring head:
 - Ring open end (size E) designed for better access to series or embedded screws.
 - OGV® profile with 12-point ring for powerful tightening while protecting the nut.
 - Ring head angled at 15°.
- Open end head:
 - Open end angled at 15°.
 - Open end head-handle geometry optimised for increased access.
- Metric sizes: 6 to 34 mm.
- Presentation: satin chrome finish.

- Tool equipped with a FACOM SLS attachment solution, preventing any risk of accidental falls.
- The crimped "sliding" cable solution, selected and tested by FACOM, maintains user ergonomics (8 - 30 mm wrenches).
- Standard wrench for all current applications.
- High mechanical strength combined with compact size meeting aeronautical standards.
- Ring head:
 - Ring open end (size E) designed for better access to series or embedded screws.
 - OGV® profile with 12-point ring for powerful tightening while protecting the nut.
 - Ring head angled at 15°.
- Open end head:
 - Open end angled at 15°.
 - Open end head-handle geometry optimised for increased access.
- Dimensions in inches: from 1/4" to 1"5/16.
- Presentation: satin chrome finish.



⇒	A [mm]	B [mm]	B1 [mm]	E [mm]	E1 [mm]	E2 [mm]	L [mm]	ΔΔ [g]
440.6SLS	6	14,1	10,0	3,1	6,0	3,8	115	45
440.7SLS	7	17,2	11,2	3,4	6,2	3,9	122	45
440.8SLS	8	19,2	12,8	3,5	6,7	4,7	133	55
440.9SLS	9	21,2	14,2	3,9	7,1	4,7	138	60
440.10SLS	10	23,0	15,0	4,2	7,6	5,2	145	65
440.11SLS	11	24,5	16,9	4,6	8,1	5,5	155	75
440.12SLS	12	27,0	18,0	4,4	8,4	5,8	162	85
440.13SLS	13	28,7	19,3	4,8	8,6	6,1	170	95
440.14SLS	14	31,0	21,1	5,7	9,5	6,4	180	110
440.15SLS	15	32,6	22,2	5,9	10,0	6,8	185	120
440.16SLS	16	35,6	23,9	6,4	10,5	7,3	195	140
440.17SLS	17	37,0	25,3	6,5	10,9	7,6	202	155
440.18SLS	18	38,7	26,0	7,2	11,4	8,1	208	175
440.19SLS	19	41,2	27,8	7,2	11,9	8,3	216	195
440.21SLS	21	45,4	30,9	7,8	12,8	8,8	233	230
440.22SLS	22	46,9	32,3	8,3	13,3	9,0	248	255
440.23SLS	23	49,0	33,6	8,7	13,8	9,3	257	280
440.24SLS	24	51,0	35,0	8,9	14,2	9,7	267	315
440.27SLS	27	58,0	39,2	8,9	15,6	10,4	295	400
440.29SLS	29	63,0	42,0	10,8	16,6	11,2	320	500
440.30SLS	30	65,0	43,5	11,2	17,1	11,5	340	555
440.32SLS	32	68,0	46,1	11,5	18,0	12,5	355	665
440.34SLS	34	72,0	48,9	12,8	19,0	13,0	390	770

⇒	A ["]	B [mm]	B1 [mm]	E [mm]	E1 [mm]	E2 [mm]	L [mm]	ΔΔ [g]
440.1/4SLS	1/4	14,1	10,0	3,1	6,0	3,8	115	45
440.5/16SLS	5/16	19,2	12,8	3,5	6,7	4,7	133	55
440.11/32SLS	11/32	21,2	14,2	3,9	7,1	4,7	138	60
440.3/8SLS	3/8	23,0	15,0	4,2	7,6	5,2	145	70
440.7/16SLS	7/16	24,5	16,9	4,6	8,1	5,5	155	75
440.1/2SLS	1/2	28,7	19,3	4,8	8,6	6,1	170	95
440.9/16SLS	9/16	31,0	21,1	5,7	9,5	6,4	180	100
440.5/8SLS	5/8	35,6	23,9	6,4	10,5	7,3	195	140
440.11/16SLS	11/16	37,0	25,3	6,5	10,9	7,6	202	155
440.3/4SLS	3/4	41,2	27,8	7,2	11,9	8,3	216	195
440.13/16SLS	13/16	43,1	29,5	6,3	12,3	8,6	224	210
440.7/8SLS	7/8	46,9	32,3	8,3	13,3	9,0	248	255
440.15/16SLS	15/16	51,0	35,0	8,9	14,2	9,7	267	315
440.1PSLS	1	53,0	36,4	9,4	14,7	9,9	274	340
440.1P1/16SLS	1"1/16	58,0	39,2	8,9	15,6	10,4	295	400
440.1P1/8SLS	1"1/8	60,7	40,6	10,6	16,1	10,7	305	440
440.1P1/4SLS	1"1/4	68,0	46,1	11,5	18,0	12,5	355	665
440.1P5/16SLS	1"5/16	69,8	47,0	11,8	18,5	12,8	380	740



467.SLS - Metric standard ratchet combination wrenches - SLS

467S.SLS - Short metric ratchet combination wrenches - SLS

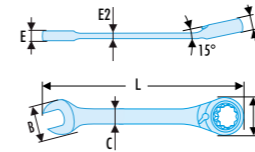
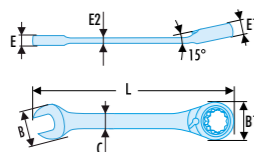


NF ISO 1711-1, NF ISO 691, ISO 1711-1, ISO 691, DIN ISO 1711-1, DIN ISO 691, ASME B107.100

NF ISO 1711-1, NF ISO 691, ISO 1711-1, ISO 691, DIN ISO 1711-1, DIN ISO 691, ASME B107.100

- Tool equipped with a FACOM SLS attachment solution, preventing any risk of accidental falls.
- The crimped "sliding" cable solution, selected and tested by FACOM, maintains user ergonomics (8 - 30 mm wrenches).
- Standard ratchet combination wrenches: for all current applications.
- Compact ratchet mechanism and reversible by lever.
- Increment 5° (6° for dimensions 8 and 9 mm).
- Ring head angled at 15°.
- Open end head angled at 15°.
- Metric sizes: 8 to 32 mm.
- Presentation: satin chrome finish.

- Tool equipped with a FACOM SLS attachment solution, preventing any risk of accidental falls.
- The crimped "sliding" cable solution, selected and tested by FACOM, maintains user ergonomics (8 - 30 mm wrenches).
- Extra-short handle ratchet combination wrenches: ideal in highly dense zones.
- Compact ratchet mechanism and reversible by lever.
- Increment 5° (6° for dimension 7, 8 and 9 mm).
- Ring head angled at 15°.
- Open end head angled at 15°.
- Metric sizes: 7 to 17 mm.
- Presentation: satin chrome finish.



⇒	A [mm]	B [mm]	B1 [mm]	C [mm]	E [mm]	E1 [mm]	E2 [mm]	L [mm]	ΔΔ [g]
467.8SLS	8	16,7	17,0	9,7	4,3	6,5	2,5	140	55
467.9SLS	9	18,7	18,6	10,3	4,5	6,9	2,5	149	65
467.10SLS	10	20,8	20,2	11,3	5,0	7,3	2,9	158	75
467.11SLS	11	23,0	22,0	12,2	5,3	7,7	3,2	165	85
467.12SLS	12	24,6	23,4	13,0	5,5	8,2	3,3	171	95
467.13SLS	13	26,8	25,5	14,5	6,1	8,6	3,5	178	115
467.14SLS	14	29,0	26,9	15,1	6,5	9,0	3,8	190	135
467.15SLS	15	31,0	28,3	16,1	6,8	9,4	4,0	199	155
467.16SLS	16	33,0	29,8	17,3	7,1	9,9	4,2	208	165
467.17SLS	17	35,5	31,8	18,2	7,5	10,3	4,5	225	195
467.18SLS	18	37,5	32,7	19,6	8,1	10,7	4,6	236	225
467.19SLS	19	39,4	34,0	20,4	8,6	11,2	4,6	247	255
467.21SLS	21	45,8	40,1	23,9	9,0	13,0	5,1	287,8	365
467.24SLS	24	51,8	46,5	26,4	10,0	14,5	5,6	321	505
467.27SLS	27	56,4	52,4	29,2	10,8	15,5	6,3	356,6	685
467.30SLS	30	62,7	58,1	31,7	11,5	17,0	6,8	400,7	895
467.32SLS	32	66,4	61,9	33,7	12,4	17,5	7,3	423,5	1105

⇒	A [mm]	B [mm]	B1 [mm]	C [mm]	E [mm]	E1 [mm]	E2 [mm]	L [mm]	ΔΔ [g]
467S.7SLS	7	16,7	17,0	6,5	4,0	6,5	2,8	90	50
467S.8SLS	8	16,7	17,0	6,5	4,0	6,5	2,8	90	50
467S.9SLS	9	18,7	18,6	6,9	4,4	6,9	3,0	93	55
467S.10SLS	10	20,8	20,2	7,3	4,8	7,3	3,4	95	60
467S.11SLS	11	23,0	22,0	7,7	5,2	7,7	3,7	103	75
467S.12SLS	12	24,6	23,4	8,2	5,5	8,2	4,0	106	80
467S.13SLS	13	26,8	25,5	8,6	5,8	8,6	4,0	108	90
467S.14SLS	14	29,0	26,9	9,0	6,2	9,0	4,3	115	105
467S.15SLS	15	31,0	28,3	9,4	6,5	9,4	4,5	119	115
467S.16SLS	16	33,0	29,8	9,9	6,8	9,9	4,7	123	125
467S.17SLS	17	35,5	31,8	10,3	7,2	10,3	5,0	127	140

Open-end and ring wrenches SLS

Inch offset and adjustable wrenches SLS

Wrenches

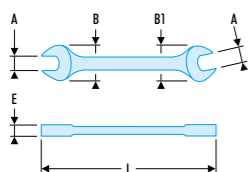
44.SLS - Metric open end wrenches - SLS



NF ISO 10102, NF ISO 3318, NF ISO 1711-1, NF ISO 691, ISO 10102, ISO 3318, ISO 1711-1, ISO 691, DIN ISO 1711-1, DIN ISO 691, DIN 3110

- Tool equipped with a FACOM SLS attachment solution, preventing any risk of accidental falls.
- The crimped "sliding" cable solution, selected and tested by FACOM, maintains user ergonomics (8 - 30 mm wrenches).
- Open end wrenches = the open ends are slimmer than a standard combination wrench for better thickness accessibility. Examples: brake calipers, hydraulic hose locknuts.
- Heads hinged at 15°.
- Metric sizes: 6 to 41 mm.
- Presentation: satin chrome finish.

Ref	A [mm]	B x B1 [mm]	E [mm]	L [mm]	ΔΔ [g]
44.6X7SLS	6x7	15,0 x 17,5	3,5	120	45
44.8X9SLS	8x9	18,5 x 21,0	3,8	137	55
44.10X11SLS	10x11	23,0 x 25,0	4,7	152	75
44.12X13SLS	12x13	25,5 x 29,0	5,1	167	90
44.14X15SLS	14x15	31,0 x 33,0	5,5	182	115
44.16X17SLS	16x17	35,5 x 37,0	6,3	200	145
44.18X19SLS	18x19	39,0 x 42,0	7,3	220	185
44.21X23SLS	21x23	47,0 x 50,5	8,3	242	245
44.22X24SLS	22x24	47,5 x 52,0	8,8	261	285
44.24X27SLS	24x27	51,0 x 58,0	8,8	270	350
44.30X32SLS	30x32	63,0 x 70,0	9,8	318	540
44.34X36SLS	34x36	71,0 x 75,0	11,5	342	745
44.36X41SLS	36x41	78,0 x 87,0	12,0	381	970



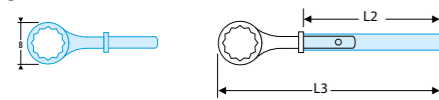
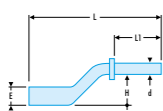
54A.SLS - Metric "heavy-duty" offset-ring wrenches - SLS



NF ISO 691, ISO 691, DIN ISO 691

- Tool equipped with a FACOM SLS attachment solution, preventing any risk of accidental falls.
- The crimped "rotating" cable solution, selected and tested by FACOM, maintains user ergonomics.
- "Heavy-duty" offset-ring wrenches: wrenches for tight (unlocking, thanks to high strength of the polygonal head and long adaptable handle (to be ordered separately)).
- Ring offset to clear fingers or obstacles. Ideal for series of nuts.
- Handle to use:
 - 54.M1BSLS for the dimensions 24 and 30 mm;
 - 54.M2BSLS for the dimensions 32 to 41 mm;
 - 54.M3BSLS for the dimensions 46 mm;
- Metric sizes: 24 to 46 mm.
- Presentation: satin chrome finish.

Ref	A [mm]	B [mm]	d [mm]	E [mm]	H [mm]	L [mm]	L1 [mm]	L2 [mm]	L3 [mm]	ΔΔ [g]
54A.24SLS	24	38,0	18,5	17,0	29,5	180	85	460	555	405
54A.30SLS	30	48,0	18,5	18,0	33,5	200	95	460	565	575
54A.32SLS	32	49,0	21,5	18,0	34,0	235	116	610	730	725
54A.36SLS	36	54,0	21,5	20,0	35,5	245	120	610	735	865
54A.41SLS	41	62,0	21,5	22,0	39,5	265	127	610	748	1025
54A.46SLS	46	69,0	24,5	23,0	40,0	280	129	760	910	1325



54.MBSLS - Handle - SLS



- Tool equipped with a FACOM SLS attachment solution, preventing any risk of accidental falls.
- The crimped "rotating" cable solution, selected and tested by FACOM, maintains user ergonomics.
- Handle 54.M1BSLS: use with 54A.24SLS and 54A.30SLS wrenches. (Length: 460 mm. Inner Ø: 19 mm. Outer Ø: 25 mm).
- Handle 54.M2BSLS: use with 54A.32SLS, 54A.36SLS and 54A.41SLS wrenches. (Length: 610 mm. Inner Ø: 23 mm. Outer Ø: 29 mm).
- Handle 54.M3BSLS: use with 54A.46 wrench. (Length: 760 mm. Inner Ø: 25 mm. Outer Ø: 32 mm).
- Finish: chromed.

Ref	ΔΔ [g]
54.M1BSLS	590
54.M2BSLS	1200
54.M3BSLS	2300

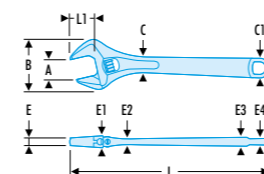
113A.C - Chromed adjustable wrenches



NF ISO 6787, ISO 6787, DIN 3117, ASME B107.100

- Tool equipped with a FACOM SLS attachment solution, preventing any risk of accidental falls.
- Good access to the button = easy setting.
- Non-protruding moving jaw at maximum capacity.
- Pre-adjustment of jaw opening thanks to millimetric gradation.
- Right-hand button rotation.
- Range from 4" to 24".
- Presentation: chromed body and polished head faces.
- Adjustable wrench with handle ring for direct hanging by snap hook.

Ref	A [mm]	B [mm]	C x C1 [mm]	E [mm]	E1 [mm]	E2 [mm]	E3 [mm]	E4 [mm]	L [mm]	L1 [mm]	ΔΔ [g]
113A.8C	27	61,5	18,5 x 24,0	6,5	13,5	9,0	11,0	8,5	206	24	275
113A.10C	30	69,5	21,5 x 28,5	9,0	15,5	9,5	12,7	10,0	255	29	480
113A.12C	34	80,0	25,0 x 31,0	10,0	18,0	10,2	13,0	10,0	306	34	700
113A.15C	44	97,0	28,0 x 35,0	13,5	20,0	12,0	14,8	11,5	380	44	1145
113A.18C	53	115,0	31,0 x 38,5	16,0	22,5	14,3	17,8	13,5	456	53	1790



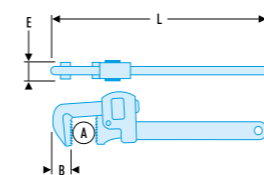
131A.SLS - Steel Stillson models - SLS



Tool equipped with a FACOM SLS attachment solution, preventing any risk of accidental falls.

- Capacity: 0 to 102 mm; 0 to 3"1/2.
- Very robust wrench, head hardened to 55 HRC.
- Accurate approach thanks to fine machining of the threads and button, good grip.
- "Stillson" wrench with handle ring for direct hanging by snap hook.
- Movable jaw non-removable to prevent loss or fall.

Ref	A maxi [mm]	A maxi ["]	B [mm]	E [mm]	L [mm]	ΔΔ [kg]
131A.10SLS	34	1	25,0	16,0	250	0,625
131A.14SLS	49	1'1/2	29,5	21,0	350	1,085
131A.18SLS	60	2	32,0	24,0	450	1,825
131A.24SLS	76	2'	41,5	27,5	600	3,025



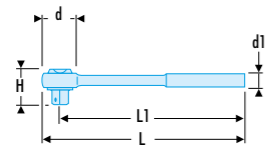
Ratchets SLS

Ratchets and click wrenches SLS

Ratchets - Torque control

3-4

1/4" maintenance free pear head ratchet - SLS

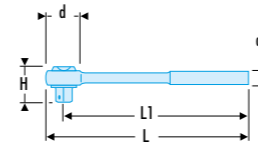


NF ISO 3315, ISO 3315, DIN 3122, ASME B107.10

- Tool equipped with a FACOM SLS attachment solution, preventing any risk of accidental falls.
- FACOM has adopted the clevis solution for particularly heavy and/or large tools.
- Very long lifetime in all working conditions. Dust proof, maintenance free mechanism.
- 72 teeth mechanism for 5° increments.
- Socket safety lock: no more sockets falling into machines.
- Drive direction switch allows easy reversal even with gloved or greasy hands.
- Palm control system - allows the operator to press down on the head avoiding risk of accidental reverse.
- Ultra-compact head.
- Bimaterial elastomer handle: high resistance to abrasion and the most severe workshop solvents: SP95, SP98, diesel fuel, acetone, brake fluid, Skydrol, Jet Oil, jet fuel.

➤	d [mm]	d1 [mm]	H [mm]	L [mm]	L1 [mm]	ΔΔ [g]
RL.171SLS	22	17,5/20	25	121	110	110

1/2" maintenance free pear head ratchet - SLS

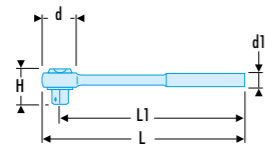


NF ISO 3315, ISO 3315, DIN 3122, ASME B107.10

- Tool equipped with a FACOM SLS attachment solution, preventing any risk of accidental falls.
- FACOM has adopted the clevis solution for particularly heavy and/or large tools.
- Very long lifetime in all working conditions. Dust proof, maintenance free mechanism.
- 72 teeth mechanism for 5° increments.
- Socket safety lock: no more sockets falling into machines.
- Drive direction switch allows easy reversal even with gloved or greasy hands.
- Palm control system - allows the operator to press down on the head avoiding risk of accidental reverse.
- Ultra-compact head.
- Bimaterial elastomer handle: high resistance to abrasion and the most severe workshop solvents: SP95, SP98, diesel fuel, acetone, brake fluid, Skydrol, Jet Oil, jet fuel.

➤	d [mm]	d1 [mm]	H [mm]	L [mm]	L1 [mm]	ΔΔ [g]
SL.171SLS	38	30/33	40	262	245	480

3/8" maintenance free pear head ratchet - SLS



NF ISO 3315, ISO 3315, DIN 3122, ASME B107.10

- Tool equipped with a FACOM SLS attachment solution, preventing any risk of accidental falls.
- FACOM has adopted the clevis solution for particularly heavy and/or large tools.
- Very long lifetime in all working conditions. Dust proof, maintenance free mechanism.
- 72 teeth mechanism for 5° increments.
- Socket safety lock: no more sockets falling into machines.
- Drive direction switch allows easy reversal even with gloved or greasy hands.
- Palm control system - allows the operator to press down on the head avoiding risk of accidental reverse.
- Ultra-compact head.
- Bimaterial elastomer handle: high resistance to abrasion and the most severe workshop solvents: SP95, SP98, diesel fuel, acetone, brake fluid, Skydrol, Jet Oil, jet fuel.

➤	d [mm]	d1 [mm]	H [mm]	L [mm]	L1 [mm]	ΔΔ [g]
JL.171SLS	29	24/27	29	210	195	240

306DSLS - Click wrenches without accessories



NF EN ISO 6789, ISO 6789, DIN EN ISO 6789

- Tool equipped with a FACOM SLS attachment solution, preventing any risk of accidental falls.
- FACOM has adopted the clevis solution for particularly heavy and/or large tools (32 - 41 mm wrenches).
- Factory accuracy: ± 2% except:
 - R.306-25D - K.306A600 - K.306A1000 (± 4%). - R.304DA (± 6%).
- Reliability of mechanism: 50 000 cycles (wrenches up to 200 N.m).
- Use possible with accessories: - End fitting: 9 x 12 or 14 x 18 mm. - Diameter: 30 mm.
- One-way wrenches usable for unscrewing by reversing the bits.
- Numbered wrenches supplied with ISO 6789 calibration certificate.
- Supplied in plastic box.

➤	Capacity [N.m]	Attachment	Graduation [N.m]	L [mm]	Box	ΔΔ [kg]
R.306-25DSLS	5 - 25	9 x 12	0,10	271	BP.D1	0,490
J.306-50DSLS	10 - 50	9 x 12	1,00	357	BP.D2	0,970
S.306-100DSLS	20 - 100	9 x 12	1,00	437	BP.D2	1,090
S.306-200DSLS	40 - 200	14 x 18	1,00	515	BP.D3	1,300
S.306-350DSLS	70 - 350	14 x 18	2,00	725	BP.D3	1,830

SOCKETS

FACOM SERVICE, PERFORMANCE, AND SAFETY

➤ For the entire range of Facom sockets, go to page 226 of the F13 catalogue.



ACCESSORIES

FACOM SERVICE, PERFORMANCE, AND SAFETY

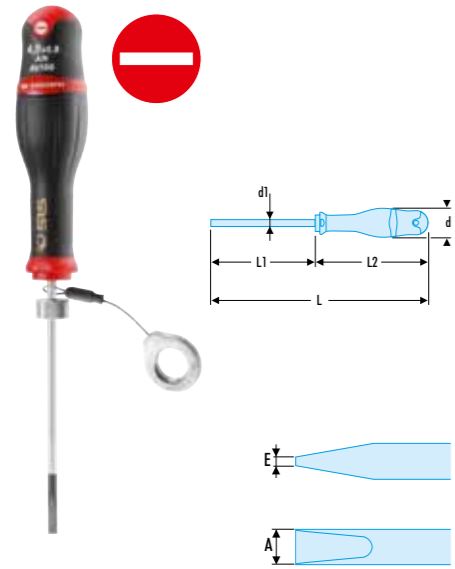
➤ For all accessories for torque wrenches, go to page 340 of the F13 catalogue.



Screwdrivers SLS

Keys SLS

AN-ANF.SLS - PROTWIST® screwdrivers for slotted head screws - milled blades - SLS

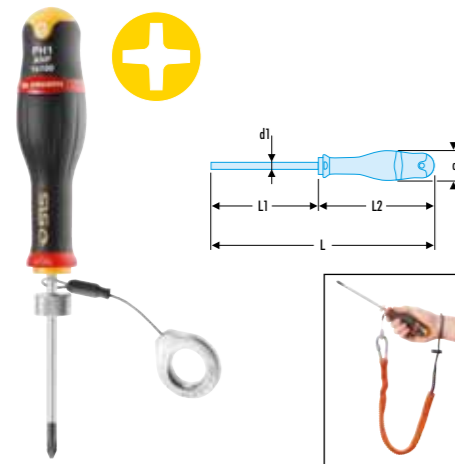


NF ISO 2380-1, NF ISO 2380-2, ISO 2380-1, ISO 2380-2, DIN ISO 2380-1, DIN ISO 2380-2, ASME B107.600

- Tool equipped with a FACOM SLS attachment solution, preventing any risk of accidental falls.
- The crimped "rotating" cable solution, selected and tested by FACOM, maintains user ergonomics.
- Silicon carbon blade: strong and resistant to flexion.
- Bi-material grip resists to impacts, abrasion, and chemicals.
- Finish: black tipped mat chromed blade.

Ref	A [mm]	E [mm]	d [mm]	d1 x L1 [mm]	L [mm]	L2 [mm]	ΔΔ [g]
AN2X75SLS	2,0	0,4	19	2,0 x 75	169	94	60
AN2.5X75SLS	2,5	0,4	19	2,5 x 75	169	94	60
AN3X100SLS	3,0	0,5	25	3,0 x 100	203	103	75
AN3.5X100SLS	3,5	0,6	25	3,5 x 100	203	103	85
AN4X100SLS	4,0	0,8	30	4,0 x 100	209	109	90
AN4X150SLS	4,0	0,8	30	4,0 x 150	259	109	95
AN5.5X150SLS	5,5	1,0	30	5,5 x 150	259	109	130
AN6.5X150SLS	6,5	1,2	36	6,5 x 150	270	120	170
ANF8X150SLS	8,0	1,2	40	7,0 x 150	275	125	190
ANF10X200SLS	10,0	1,6	40	9,0 x 200	325	125	255

ANP.SLS - PROTWIST® screwdrivers for Phillips® screws - round blades - SLS

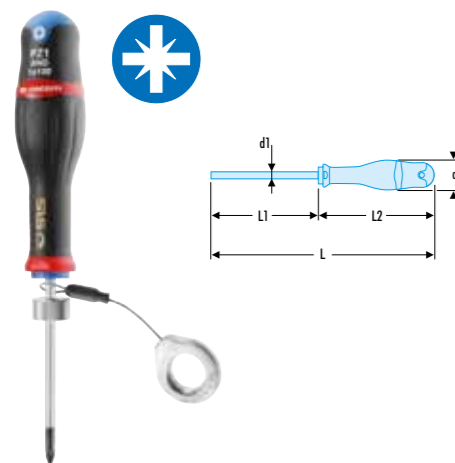


NF ISO 8764-1, NF ISO 8764-2, ISO 8764-1, ISO 8764-2, DIN ISO 8764-1, DIN ISO 8764-2, ASME B107.600

- Tool equipped with a FACOM SLS attachment solution, preventing any risk of accidental falls.
- The crimped "rotating" cable solution, selected and tested by FACOM, maintains user ergonomics.
- Silicon carbon blade: strong and resistant to flexion.
- Bi-material grip resists to impacts, abrasion, and chemicals.
- Finish: black tipped mat chromed blade.

Ref	Phillips [No]	d [mm]	d1 x L1 [mm]	L [mm]	L2 [mm]	ΔΔ [g]
ANP1X100SLS	PH1	30	4,5 x 100	209	109	115
ANP2X125SLS	PH2	36	6,0 x 125	245	120	165
ANP3X150SLS	PH3	40	8,0 x 150	275	125	235

AND.SLS - PROTWIST® screwdrivers for Pozidriv® screws - round blades - SLS

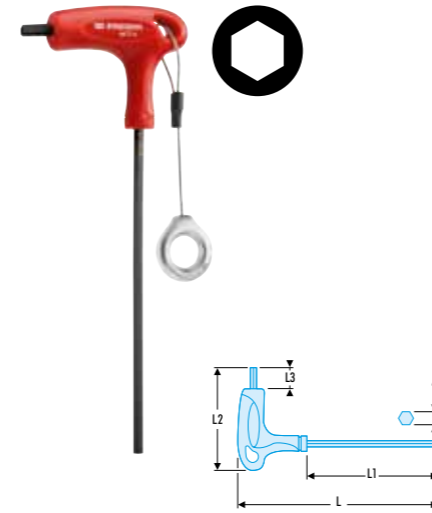


NF ISO 8764-1, NF ISO 8764-2, ISO 8764-1, ISO 8764-2, DIN ISO 8764-1, DIN ISO 8764-2, ASME B107.600

- Tool equipped with a FACOM SLS attachment solution, preventing any risk of accidental falls.
- The crimped "rotating" cable solution, selected and tested by FACOM, maintains user ergonomics.
- Silicon carbon blade: strong and resistant to flexion.
- Bi-material grip resists to impacts, abrasion, and chemicals.
- Finish: black tipped mat chromed round blade.

Ref	Pozidriv [No]	d [mm]	d1 x L1 [mm]	L [mm]	L2 [mm]	ΔΔ [g]
AND1X100SLS	PZ1	30	4,5 x 100	209	109	115
AND2X125SLS	PZ2	36	6,0 x 125	245	120	165
AND3X150SLS	PZ3	40	8,0 x 150	275	125	235

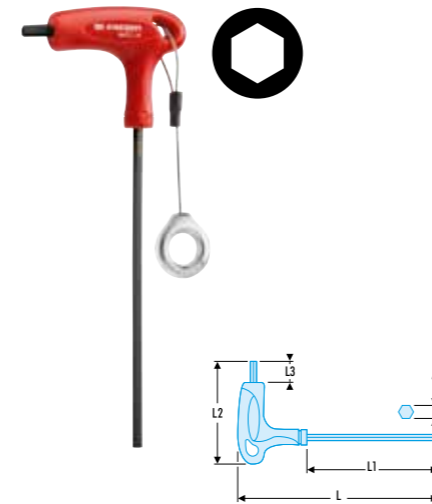
84TZ.SLS - Metric hexagon keys - SLS



- Tool equipped with a FACOM SLS attachment solution, preventing any risk of accidental falls.
- The crimped "rotating" cable solution, selected and tested by FACOM, maintains user ergonomics.
- Ergonomic T handle for efficient use of the two ends of the key.
- Silicon steel.
- Finish: polished, phosphate-coated.

Ref	A [mm]	L [mm]	L1 [mm]	L2 [mm]	L3 [mm]	ΔΔ [g]
84TZ.2.5SLS	2,5	133	90	63	11	35
84TZ.3SLS	3	133	90	63	11	50
84TZ.4SLS	4	183	130	77	12	85
84TZ.5SLS	5	183	130	77	12	95
84TZ.6SLS	6	240	175	95	15	140
84TZ.8SLS	8	240	175	95	15	150
84TZ.10SLS	10	240	175	95	15	220

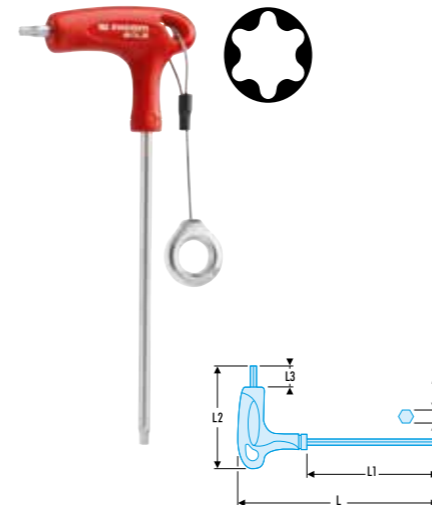
84TZ.SLS - Inch hexagon keys - SLS



- Tool equipped with a FACOM SLS attachment solution, preventing any risk of accidental falls.
- The crimped "rotating" cable solution, selected and tested by FACOM, maintains user ergonomics.
- Ergonomic T handle for efficient use of the two ends of the key.
- Silicon steel.
- Finish: polished, phosphate-coated.

Ref	A ["]	L [mm]	L1 [mm]	L2 [mm]	L3 [mm]	ΔΔ [g]
84TZ.5/32SLS	5/32	183	130	77	12	85
84TZ.3/16SLS	3/16	183	130	77	12	90
84TZ.7/32SLS	7/32	240	175	95	15	105
84TZ.1/4SLS	1/4	240	175	95	15	140
84TZ.5/16SLS	5/16	240	175	95	15	150
84TZ.3/8SLS	3/8	240	175	95	15	205

89TX.SLS - Torx® spinners - SLS



- Tool equipped with a FACOM SLS attachment solution, preventing any risk of accidental falls.
- The crimped "rotating" cable solution, selected and tested by FACOM, maintains user ergonomics.
- Ergonomic handle for efficient use of the two ends of the key.
- Finish: chromed shot-blasted.

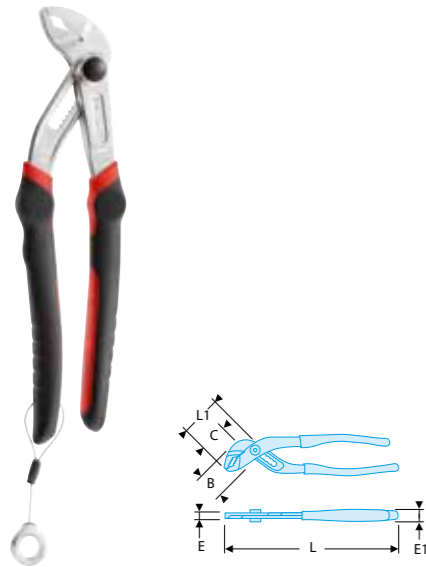
Ref	A [mm]	Torx [No]	L [mm]	L1 [mm]	L2 [mm]	L3 [mm]	ΔΔ [g]
89TX.10SLS	2,72	T10	133	90	63	12	35
89TX.15SLS	3,26	T15	133	130	77	12	40
89TX.20SLS	3,84	T20	183	130	77	12	65
89TX.25SLS	4,40	T25	183	130	77	15	80
89TX.30SLS	5,49	T30	240	175	95	15	115
89TX.40SLS	6,60	T40	240	175	95	15	130
89TX.45SLS	7,77	T45	240	175	95	15	150
89TX.50SLS	8,79	T50	240	175	95	15	195

Multigrip pliers and cutters SLS

half-round pliers SLS

Pliers

181A.SLS - Locking twin slip-joint multigrip pliers - SLS



- NF ISO 8976, ISO 8976, DIN ISO 8976, ASME B107.500**
- Tool equipped with a FACOM SLS attachment solution, preventing any risk of accidental falls.
 - The crimped "rotating" cable solution, selected and tested by FACOM, maintains user ergonomics.
 - Fast, precise push-button adjustment with safety lock.
 - 12-position notches.
 - The closed position of the ergonomic comfort grip handles increases the tightening power.
 - High torsional strength.
 - Slim-profile self-gripping nose.
 - 62 HRc high-frequency treated jaws.
 - Finish: Chromed, bi-material ergonomic grips.

	B [mm]	C [mm]	E [mm]	E1 [mm]	L [mm]	L1 [mm]	Capacity Nuts [mm]	Capacity Maxi Tube [mm]	ΔΔ [g]
181A.18CPESLS	22	24	7,5	20,0	185	48	36	36	255
181A.25CPESLS	28	28	7,5	22,5	245	54	41	42	385

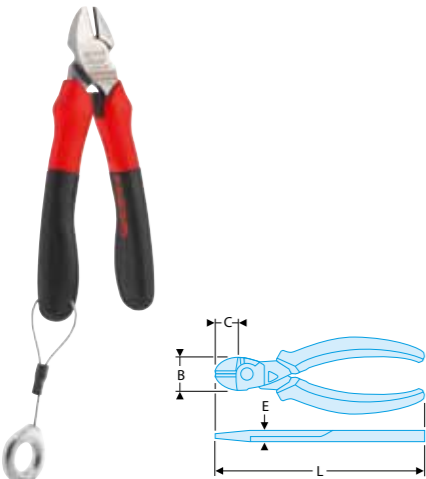
High-performance multigrip pliers - SLS



- NF ISO 8976, ISO 8976, DIN ISO 8976, ASME B107.500**
- Tool equipped with a FACOM SLS attachment solution, preventing any risk of accidental falls.
 - The crimped "rotating" cable solution, selected and tested by FACOM, maintains user ergonomics.
 - Capacity: 44 mm.
 - Ideal for confined spaces: long reach thin noses.
 - Double heat-treated tips: high wear resistance, hardness 60/62 HRc.
 - 3 options: Chrome finish, ergonomic grips.

	A [mm]	B [mm]	E [mm]	E1 [mm]	L [mm]	L1 [mm]	ΔΔ [g]
180.CPESLS	27	34	8	22	250	58	385


192.CPESLS - Diagonal cutters - SLS



- NF ISO 5749, ISO 5749, DIN ISO 5749, ASME B107.500**
- Tool equipped with a FACOM SLS attachment solution, preventing any risk of accidental falls.
 - The crimped "rotating" cable solution, selected and tested by FACOM, maintains user ergonomics.
 - Cutting edges designed to cleanly cut all types of wire: piano wire, soft wires and modern materials 200 kg/mm².
 - Minimum cutting force thanks to long lever arm and offset axis.
 - High durability Chrome-Molybdenum-Vanadium steel, very hard cutting edges 61/63 HRc.
 - Ergonomic grips resistant to chemical agents.
 - Removable return spring.
 - Finish: chromed.

	B [mm]	C [mm]	d maxi [mm]	E [mm]	L [mm]	ΔΔ [g]
192.16CPESLS	24,0	18,0	1,6	10,0	160	225
192.20CPESLS	28,0	22,0	2,0	11,5	200	345

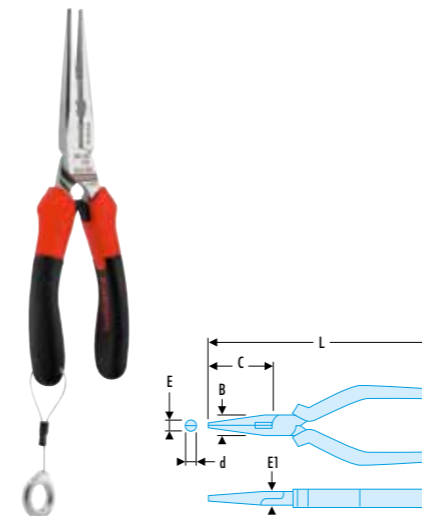
190.CPESLS - End cutters - SLS



- NF ISO 5748, ISO 5748, DIN ISO 5748, ASME B107.500**
- Tool equipped with a FACOM SLS attachment solution, preventing any risk of accidental falls.
 - The crimped "rotating" cable solution, selected and tested by FACOM, maintains user ergonomics.
 - Cutting edges designed to cleanly cut all types of wire: piano wire, hard and soft wires (max. 200 kg/mm²).
 - Long lever arm, offset pivot for minimum cutting effort.
 - High durability Chrome-Molybdenum-Vanadium steel, very hard cutting edges 61/63 HRc.
 - Ergonomic grips resistant to chemical agents.
 - Removable return spring.
 - Finish: chromed.

	B [mm]	C [mm]	d maxi [mm]	E [mm]	H [mm]	L [mm]	ΔΔ [g]
190.16CPESLS	28	6,5	1,6	11,5	23	160	225
190.20CPESLS	31	7,5	2,0	13,5	29	200	365

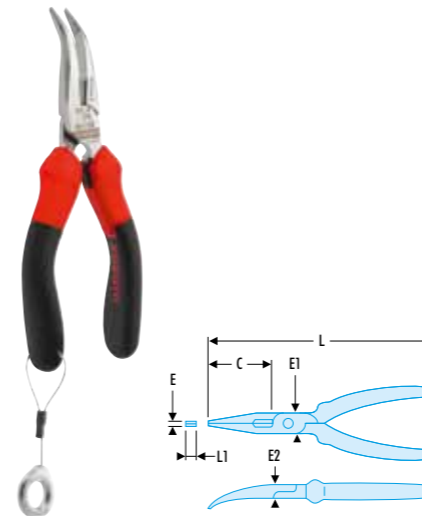
Long half-round nose pliers - SLS



- NF ISO 5745, ISO 5745, DIN ISO 5745, ASME B107.500**
- Tool equipped with a FACOM SLS attachment solution, preventing any risk of accidental falls.
 - The crimped "rotating" cable solution, selected and tested by FACOM, maintains user ergonomics.
 - Narrow, finely serrated tips with a pipe-grip.
 - Side cutter for copper and hard steel wire (max. 160 kg/mm²).
 - Ergonomic grips resistant to chemical agents.
 - Removable return spring.
 - Finish: chromed.

	B [mm]	C [mm]	d [mm]	E [mm]	E1 [mm]	L [mm]	ΔΔ [g]
185.20CPESLS	18	75	2,9	3,6	9	200	215

Short half-round nose pliers - SLS



- NF ISO 5745, ISO 5745, DIN ISO 5745, ASME B107.500**
- Tool equipped with a FACOM SLS attachment solution, preventing any risk of accidental falls.
 - The crimped "rotating" cable solution, selected and tested by FACOM, maintains user ergonomics.
 - Narrow, finely serrated tips, 40° angled nose.
 - Side cutter for copper and hard steel wire (max. 160 kg/mm²).
 - Ergonomic grips resistant to chemical agents.
 - Removable return spring.
 - Finish: chromed.

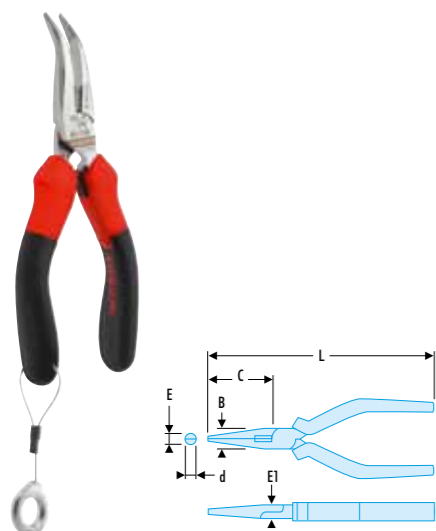
	C [mm]	E [mm]	E1 [mm]	E2 [mm]	L [mm]	L1 [mm]	ΔΔ [g]
195.16CPESLS	50	3	17	9	160	2,5	205

Pliers SLS

Grip pliers SLS

Pliers

Long half-round nose pliers - SLS



- NF ISO 5745, ISO 5745, DIN ISO 5745, ASME B107.500**
- Tool equipped with a FACOM SLS attachment solution, preventing any risk of accidental falls.
 - The crimped "rotating" cable solution, selected and tested by FACOM, maintains user ergonomics.
 - Narrow, finely serrated tips with a pipe-grip.
 - Side cutter for copper and hard steel wire (max. 160 kg/mm²).
 - Ergonomic grips resistant to chemical agents.
 - Removable return spring.
 - Finish: chromed.

➤	B [mm]	C [mm]	d [mm]	E [mm]	E1 [mm]	L [mm]	ΔΔ [g]
195.20CPESLS	18	69	2,9	3,6	9	200	215

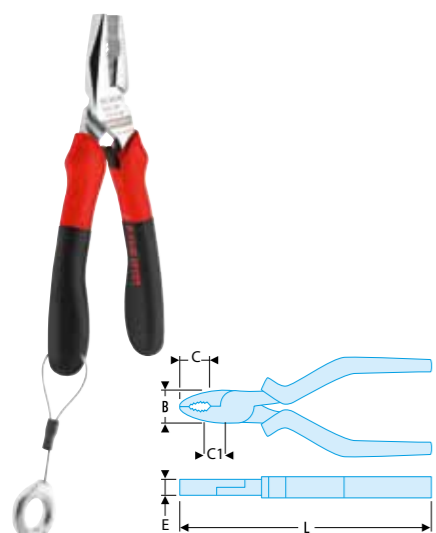
177A.SLS - Straight nose outside circlip® pliers - SLS



- NF E 73-130, DIN 5254, ASME B107.500**
- Tool equipped with a FACOM SLS attachment solution, preventing any risk of accidental falls.
 - The crimped "rotating" cable solution, selected and tested by FACOM, maintains user ergonomics.
 - For Circlips® 10 --> 60 mm.
 - Piano wire tips: high distortion resistance.
 - Long 10° angled tips for optimum circlip holding.
 - Identification colour code: saves time.
 - Grips in anti-slip granite PVC.

➤	d [mm]	d mini - maxi [mm]	L [mm]	ΔΔ [g]
177A.13SLS	1,3	10 - 25	150	130
177A.18SLS	1,8	19 - 60	180	200

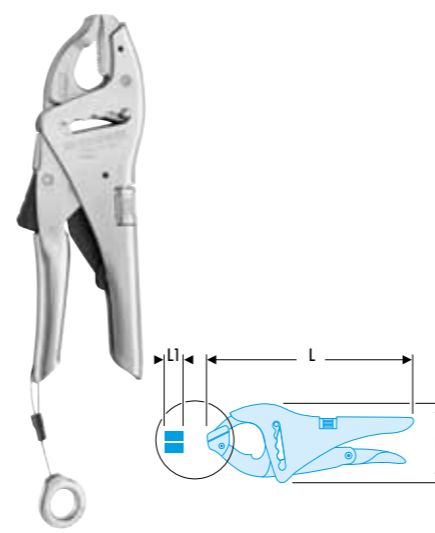
187.CPESLS - Combination pliers - SLS



- NF ISO 5746, ISO 5746, DIN ISO 5746, ASME B107.500**
- Tool equipped with a FACOM SLS attachment solution, preventing any risk of accidental falls.
 - The crimped "rotating" cable solution, selected and tested by FACOM, maintains user ergonomics.
 - Cutting edges designed to cut all types of wire: piano wire, soft wires and modern materials (Fe 200 kg/mm²).
 - Long lever arm, offset pivot for minimum cutting effort.
 - High durability Chrome-Molybdenum-Vanadium steel, very hard cutting edges 61/63 HRc.
 - Ergonomic grips resistant to chemical agents.
 - Removable return spring.
 - Finish: chromed.

➤	B [mm]	C [mm]	C1 [mm]	E [mm]	L [mm]	ΔΔ [g]
187.16CPESLS	21	34	12	9,5	165	220
187.18CPESLS	23	36	13	10,0	185	250

Short-nose lock-grip pliers - SLS



- ASME B107.500**
- Tool equipped with a FACOM SLS attachment solution, preventing any risk of accidental falls.
 - The crimped "rotating" cable solution, selected and tested by FACOM, maintains user ergonomics.
 - 4-position slip joint system.
 - Nose width 17 mm.
 - Machined groove in upper jaw holds small round sections.
 - Finish: chromed.

➤	H [mm]	L [mm]	L1 [mm]	ΔΔ [g]
500ASLS	85	235	17	765

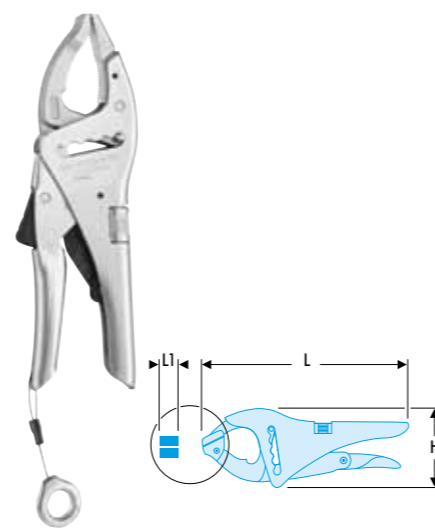
179A.SLS - Straight nose inside circlip® pliers - SLS



- NF E 73-130, DIN 5256, ASME B107.500**
- Tool equipped with a FACOM SLS attachment solution, preventing any risk of accidental falls.
 - The crimped "rotating" cable solution, selected and tested by FACOM, maintains user ergonomics.
 - For Circlips® 12 --> 60 mm.
 - Piano wire tips: high distortion resistance.
 - Long 10° angled tips for optimum circlip holding.
 - Identification colour code: saves time.
 - Grips in anti-slip granite PVC.

➤	d [mm]	d mini - maxi [mm]	L [mm]	ΔΔ [g]
179A.13SLS	1,3	12 - 25	140	140
179A.18SLS	1,8	19 - 60	185	240

Long-nose lock-grip pliers - SLS



- ASME B107.500**
- Tool equipped with a FACOM SLS attachment solution, preventing any risk of accidental falls.
 - The crimped "rotating" cable solution, selected and tested by FACOM, maintains user ergonomics.
 - 4-position slip joint system.
 - Nose width 17 mm.
 - Machined groove in upper jaw holds small round sections.
 - Finish: chromed.
 - Weight: 620 g.

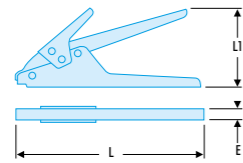
➤	H [mm]	L [mm]	L1 [mm]	ΔΔ [g]
501ASLS	80	252	17	800

▣ **449BSLS** Standard crimping pliers for insulated terminals - SLS



- Tool equipped with a FACOM SLS attachment solution, preventing any risk of accidental falls.
 - The crimped "rotating" cable solution, selected and tested by FACOM, maintains user ergonomics.
 - Crimping pre-insulated terminals: 1.5-2.5-6 mm².
 - Crimping bare terminals: 1.5-2.5-6 mm².
 - Stripping: 0.75 to 6 mm².
 - Built-in wire cutting function.
- Weight: 345 g.

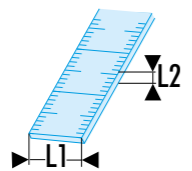
▣ **Plastic cable-tie pliers - SLS**



- Tool equipped with a FACOM SLS attachment solution, preventing any risk of accidental falls.
 - The crimped "rotating" cable solution, selected and tested by FACOM, maintains user ergonomics.
 - For all cable-ties 2.4 to 9 mm wide.
 - Sturdy and easy to use, very good demultiplication.
 - Long travel for a fast approach.
 - Manual cable-tie tail cutting.
- Weight: 310 g

▣	E [mm]	L [mm]	L1 [mm]	ΔΔ [g]
455BSLS	17	190	100	335

▣ **803.MSLS - Stainless steel rules - 2 sides - SLS**



- Tool equipped with a FACOM SLS attachment solution, preventing any risk of accidental falls.
- The crimped "rotating" cable solution, selected and tested by FACOM, maintains user ergonomics.
- Engraved on both sides.
- One side in mm - One side in 1/2 mm.
- Stainless steel 18 % Cr - 8 % Ni.
- Anti-reflection mat satin surface.

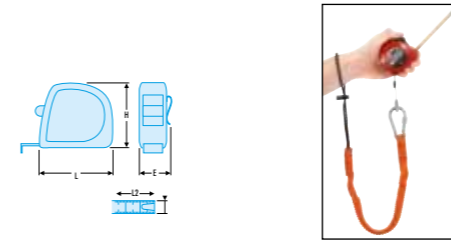
▣	L [mm]	L1 x L2 [mm]	ΔΔ [g]
803.200MSLS	200	13 x 0,4	35
803.300MSLS	300	13 x 0,5	40

▣ **804FSL** Round tip feeler gauges - SLS



- Tool equipped with a FACOM SLS attachment solution, preventing any risk of accidental falls.
- The crimped "rotating" cable solution, selected and tested by FACOM, maintains user ergonomics.

▣ **893.SLS - ABS body tape measure - SLS**



- Tool equipped with a FACOM SLS attachment solution, preventing any risk of accidental falls.
- The crimped "rotating" cable solution, selected and tested by FACOM, maintains user ergonomics.
- Ergonomic, ABS material.
- Tape with mat anti-reflection nylon tape.
- High strength tape.
- High strength cover hook:
 - 2 rivets with stainless reinforcement plate on the 3 m.
 - 3 rivets with stainless reinforcement plate on the 8 m.
- Interior measurements by adding the L dimension (see table).

▣	E [mm]	H [mm]	L [mm]	L1 [mm]	L2 [m]	ΔΔ [g]
893.316SLS	27,0	60,0	60	16	3	150
893.519SLS	31,0	67,0	70	19	5	225

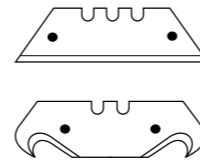
▣ **601SLS** Compact hacksaw frame - SLS



NF E 73-073, DIN 6473

- Tool equipped with a FACOM SLS attachment solution, preventing any risk of accidental falls.
 - The crimped "rotating" cable solution, selected and tested by FACOM, maintains user ergonomics.
 - Impact-resistant steel/resin construction compact and lightweight.
 - Blade tension 80 kg.
 - 2 blade positions: 45° and 90°.
 - Takes 300 mm blade.
 - Dimensions (L. x W.): 385 x 145 mm.
 - Supplied with one blade.
- Weight: 615 g.
- Spare blades: 668B.

▣ **Safety knife with retractable blade - SLS**



- Tool equipped with a FACOM SLS attachment solution, preventing any risk of accidental falls.
- The crimped "rotating" cable solution, selected and tested by FACOM, maintains user ergonomics.
- Safety knife.
- Blade automatically retracts after use.
- Zamak body.
- ABS cursor, front or side thumb control.
- Supplied with 3 blades (1 factory-mounted and 2 in the body).

▣	H mini - maxi [mm]	L [mm]	ΔΔ [g]
844.DSLS	40,5 - 44,0	176	210

▣ **841A.3SLS** "Heavy duty" scissors - SLS



- Tool with FACOM SLS fastening solution preventing accidental fall.
 - The "rotating" crimped cable solution chosen and tested by FACOM preserves the tool's ergonomics.
 - Heavy duty scissors.
- Weight: 255 g.

Hammers and chisels SLS

Club hammers SLS

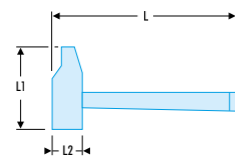
Hammers

640180SLS Twin-blade electricians knife with plastic handle - SLS



- Tool equipped with a FACOM SLS attachment solution, preventing any risk of accidental falls.
- The crimped "rotating" cable solution, selected and tested by FACOM, maintains user ergonomics.
- Electricians knife with blades suitable for cable work:
 - 1 straight hollow ground general-purpose blade (length: 65 mm).
 - 1 short curved blade, specially designed for cable work (length: 35 mm).
- Safe: lock-back for each blade.
- Length closed: 104 mm.
- Total length: 131/169 mm.
- Weight: 100g.

200C.SLS - Graphite handle riveting engineers hammer - SLS

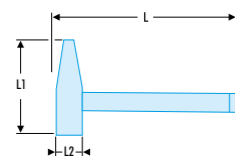


NF E 71-016, NF ISO 15601, ISO 15601

- Tool equipped with a FACOM SLS attachment solution, preventing any risk of accidental falls.
- The crimped "rotating" cable solution, selected and tested by FACOM, maintains user ergonomics.
- Ergonomic safety handle with graphite core.

Ref	L [mm]	L1 [mm]	L2 [mm]	ΔΔ[kg]
200C.26SLS	245	80	25	0,370
200C.30SLS	270	93	30	0,495
200C.32SLS	300	100	32	0,610
200C.40SLS	330	108	40	1,050
200C.60SLS	380	151	60	2,825

205C.SLS - Graphite handle DIN engineers hammer - SLS

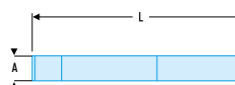


NF ISO 15601, ISO 15601, DIN 1041

- Tool equipped with a FACOM SLS attachment solution, preventing any risk of accidental falls.
- The crimped "rotating" cable solution, selected and tested by FACOM, maintains user ergonomics.
- Ergonomic safety handle with graphite core.

Ref	L [mm]	L1 [mm]	L2 [mm]	ΔΔ[kg]
205C.20SLS	280	96	19	0,275
205C.30SLS	300	106	23	0,405
205C.50SLS	320	122	27	0,605
205C.80SLS	350	132	33	0,985
205C.100SLS	360	137	36	1,165

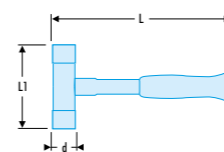
Slim-profile chisels - SLS



- Tool equipped with a FACOM SLS attachment solution, preventing any risk of accidental falls.
- The crimped "rotating" cable solution, selected and tested by FACOM, maintains user ergonomics.
- Slim profile chisel.
- Chrome vanadium forged steel, treated 57 HRC on edge and 40 HRC on impact head.
- Blade width: 26 mm.

Ref	A [mm]	L [mm]	ΔΔ[kg]
259SLS	26	235	0,265

212A.SLS - Dead-blow hammers, interchangeable tips - SLS



- Tool equipped with a FACOM SLS attachment solution, preventing any risk of accidental falls.
- The crimped "rotating" cable solution, selected and tested by FACOM, maintains user ergonomics.
- Glass fiber handle.
- Steel body.
- Easily replaceable, special nylon tips shore hardness D74 ± 5.
- Ergonomic PVC grip.
- Presentation: black epoxy.
- Spare tip: 212.E35 to E60.

Ref	d [mm]	L [mm]	L1 [mm]	ΔΔ[kg]
212A.35SLS	35	305	112	0,725
212A.40SLS	40	310	117	0,865
212A.50SLS	50	320	120	1,170
212A.60SLS	60	330	145	1,690

207A.SLS - Adaptable-tip mallets - SLS



- Tool equipped with a FACOM SLS attachment solution, preventing any risk of accidental falls.
- The crimped "rotating" cable solution, selected and tested by FACOM, maintains user ergonomics.
- Aluminum body "light" series hammers.
- Mallets are available with a limited number of tip combinations only, but you can customize your mallet by selecting a body and two tips of your choice.
- Tips available:
 - EA series: neoprene.
 - EB series: polyurethane.
 - EC series: nylon.

Ref	d [mm]	Finish	ΔΔ[kg]
207A.32CBSLS	32	Aluminium	0,235
207A.40CBSLS	40	Aluminium	0,375

208A.SLS - Adaptable-tip mallets - SLS



- Tool equipped with a FACOM SLS attachment solution, preventing any risk of accidental falls.
- The crimped "rotating" cable solution, selected and tested by FACOM, maintains user ergonomics.
- Steel body "heavy" series hammers.
- Mallets are available with a limited number of tip combinations only, but you can customize your mallet by selecting a body and two tips of your choice.
- Tips available:
 - EA series: neoprene.
 - EB series: polyurethane.
 - EC series: nylon.

Ref	d [mm]	Finish	ΔΔ[kg]
208A.32CBASLS	32	Brass	0,370
208A.40CBASLS	40	Brass	0,640