



**JETLINE+**  
SYSTEM

**Your modular, upgradeable and innovative workshop**

## Two heights




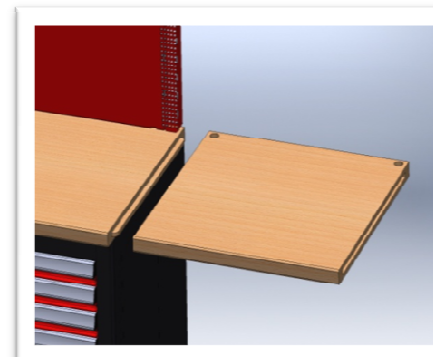
Comfort is one of the fundamental data to work well. JetLine allows you to adapt the height of the worktops to your size and to the tasks that you perform.

To increase the height from 850 to 1025 mm , you have just to add a raise base. Ideal for standing job and to optimize your storage space . Your roller cabinet finds a place under the work surface .


## New worktops



More space to work even with a top unit.



The new worktops adjustment system and the painted metal cover offer a perfect finishing



worktops are perforated to receive the fitting kits.



2 finitions : multi-ply beech or 10/10th brushed stainless steel

# JETLINE+ SYSTEM More comfort, more services

## So easy to install

The fitting kits are now available in two dimensions : **400 and 800 mm**

JLS2-TUBESUP400




For half panel or top unit

JLS2-TUBESUP800

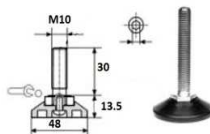


For 2 stacked units

Pre-drilled holes in the worktop provide passage for the fitting kits



Base units are fitted with **4 pivoting jacks** for adjustment ensuring **perfect stability** regardless of the type of floor.



## So safe

**Self closing** : drawers are fitted with auto-return ball bearing slides

## So easy to use

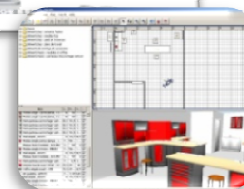
**"ONE KEY"** option under request  
interchangeable locks



## So customizable

Create your own workspace thanks to our configurator

To go far, choose your color ( RAL references)



## New design

On line with JET+ roller cabinets

- Aluminium handles
- New colors: red 3020 and black 9004



## Quality

- 5 years warranty



## Base units



JLS2-MBSPP



JLS2-MBSPV



JLS2-MBS6T



JLS2-MBS7T



JLS2-MBDPP

## Raising bases



JLS2-BASEMBS



JLS2-BASEMBD

## Top Units



JLS2-MHSPV



JLS2-MHSP



JLS2-2201



JLS2-MHDR



JLS2-MHTR



JLS2-CHS



JLS2-CHD



JLS2-CHSPP



JLS2-CHDPP

## Storage cabinets



JLS2-A500PP



JLS2-A1000PP



JLS2-A1000PV

## Vertical hooking panels



JLS2-PAV1




JLS2-PPAV1

JLS2-PAV2

JLS2-PPAV2

JLS2-PAV1ELEC

JLS2-PPAVA



## Worktops



JLS2-PB1/2/3/A



JLS2-PBST1/2/3/A

## Feet ,cross beams

JLS2-TRA....

JLS2-PSB

JLS2-PSH



## Assembly and accessories



JLS2-TUBES



JLS2-LIGHT



JLS2-1KEY



JLS2-TC





### + 6 drawers

REF. JLS2-MBS6T

- 4 drawers 60 mm high = 12 modules
- 1 drawer 130 mm high = 3 modules
- 1 drawer 270 mm high.
- Drawer useful size: L.569 x D.421 x H.60 mm.
- Supplied with 3 sets of partitions for drawers 60 mm high and 1 set of partitions for drawers 130 mm high
- Centralized locking, jointed keylock. Interchangeable lock
- Fitted with 4 pivoting jacks for a perfect finishing
- Overall dimensions: L.722 x D.701 x H.810 (H985mm with raising base JLS2-BASEMBS).
- Weight : 70 kg



### + Raising base

REF. JLS2-BASEMBS

To increase the height from 850 to 1025 mm (including 40 mm worktop)  
Epoxy painted sheet steel (thickness 12/10th)  
Has to be fitted with the 4 pivoting jacks delivered with the base unit for a perfect finishing .  
Dimensions : L720 x D699 X H80 mm  
Weight : 15.5 kg



### + 7 drawers

REF. JLS2-MBS7T

- 5 drawers 60 mm high = 15 modules
- 1 drawer 130 mm high = 3 modules
- 1 drawer 200 mm high = 3 modules
- Drawer useful size: L.569 x D.421 x H.60 mm.
- Supplied with 6 partitions for drawers 60 mm high and 2 partitions for drawers 130 mm high
- Centralized locking, jointed keylock. Interchangeable lock
- Fitted with 4 pivoting jacks for a perfect finishing
- Overall dimensions: L.722 x D.701 x H.810 (H985mm with raising base JLS2-BASEMBS).
- Weight :74.5kg



### Drawer handles

- **Resistance** : anti-oxidation anodized aluminum
- **Comfort** : Exclusive FACOM design



Ensuring easy grip

- **Time saving** : Drawer content identification thanks to the pictogram plate supplied with the unit



### Drawers

- **Safety** : Self closing : drawers are fitted with auto-return ball bearing slides
- **Customisable partitioning** : removable partitions, foam or plastic trays
- **3 modules by drawer**, load resistance 30 to 50 kg



### Closing system

'ONE KEY' option under request - interchangeable locks

### 2 different heights

- Low version **850 mm**
- High version **1025 mm** thanks to raising base



### Worktops, given choice

- **multi-ply beech** 40mm lined oil
- **Wood + brushed stainless steel**

### Accessories :

- Sides of the units can receive JETXL lateral accessories (See range of accessories in the F13 catalogue)

### Finishing stage

- **New jacks with ball joint** for an optimal adjustment





### + Single glazed doors

REF. JLS2-MBSPV

- 2 transparent swinging doors in plexiglas, thickness 3mm, mounted on invisible pin hinges offering a 110-degree opening. The doors are tested for 10000 opening/closing cycles.
- 1 epoxy painted shelf adjustable in height (100 mm steps) withstanding 50 kg loads.
- Side perforated panels to fasten JET.XL accessories.
- Unit fitted with jack feet for an adjustment ensuring perfect stability regardless of the type of floor.
- Keylock, supplied with 2 keys, including 1 jointed. Interchangeable lock
- Overall dimensions : L722 x P701 x H810 mm (H 985 mm with the raising base JLS2-BASEMBS) / Weight : 55.7 kg

### + Raising base 850 -> 1025 mm

To increase the height from 850 to 1025 mm (including 40 mm worktop)  
Epoxy painted sheet steel (thickness 12/10th). Has to be fitted with the 4 pivoting jacks delivered with the base unit for a perfect finishing .  
Dimensions : L720 x D699 x H80 mm



### + Single full doors

REF. JLS2-MBSPP

- 2 swinging doors in plexiglas, thickness 3mm, mounted on invisible pin hinges offering a 110-degree opening. The doors are tested for 10000 opening/closing cycles.
- 1 epoxy painted shelf adjustable in height (100 mm steps) withstanding 50 kg loads.
- Side perforated panels to fasten JET.XL accessories.
- Unit fitted with jack feet for an adjustment ensuring perfect stability regardless of the type of floor.
- Keylock, supplied with 2 keys, including 1 jointed. Interchangeable lock
- Overall dimensions : L722 x P701 x H810 mm (H 985 mm with the raising base JLS2-BASEMBS)
- Weight : 57.5 kg

REF. JLS2-BASEMBS



- For a single unit
- Dimensions L720 x D699 x H 180 mm
- Weight : 15.5 kg



### + Double full doors

REF. JLS2-MBDPP

- The double unit can be used for storing tools and/or items which are too long and bulky for standard units • 2 metal sliding panels.
- 1 epoxy painted shelf adjustable in height (100mm steps) withstanding 75 kg loads.
- Side perforated panels to fasten JET.XL accessories.
- Unit fitted with jack feet for an adjustment ensuring perfect stability regardless of the type of floor.
- Keylock, supplied with 2 keys, including 1 jointed. Interchangeable lock
- Overall dimensions : L1449\*D701\*H810mm. (H 985 mm with the raising base JLS2-BASEMBD)
- Weight : 84.7 kg

REF. JLS2-BASEMBD



- For a double unit
- Dimensions : L1447 x D699 x H 180 mm
- Weight : 19 kg



### Closing

"ONE KEY" option under request - interchangeable locks

### 2 available heights

- Low version **850 mm**
- High version **1025 mm** (thanks to raising base)

### Worktops, given choice

- multi-ply beech 40mm lined oil
- Wood + brushed stainless steel



### Accessories :

- Sides of the units can receive JETXL lateral accessories (See range of accessories in the F13 catalogue)

### Finishing stage

- New jacks with ball joint for an optimal adjustment

### Quality

- doors are tested for 10000 opening /closing cycles.
- Unit in epoxy painted steel panel (thickness 12/10th).





**+ single gazed doors**

REF. JLS2-MHSPV

- Transparent doors allow you to quickly check contents and cleanliness.
- 2 transparent swinging doors in plexiglass, thickness 3mm, mounted on invisible pin hinges offering a 110-degree opening.
- The doors are tested for 10000 opening/closing cycles.
- 2 epoxy painted shelf adjustable in height (100 mm steps) withstanding 20 kg loads.
- Keylock, supplied with 2 keys, including 1 jointed. Interchangeable lock
- Easy and fast fastening on a base unit using a "JLS2-TUBESUP 400" fitting kit.
- Overall dimensions: L719 x D278 x H810 mm
- Weight : 26 kg



**+ single full doors**

REF. JLS2-MHSP

- 2 swinging doors, mounted on invisible pin hinges offering a 110-degree opening. The
- doors are tested for 10000 opening/closing cycles.
- 2 epoxy painted shelf adjustable in height (100 mm steps) withstanding 20 kg loads.
- Keylock, supplied with 2 keys, including 1 jointed.
- Easy and fast fastening on a low unit thanks to the "KIT-TUBES" or "KIT-TUBESUP" fitting kit.
- Overall dimensions: L719 x D278 x H810 mm
- Weight : 27.5 kg



**+ single full doors and 1 drawer**

REF. JLS2-2201

- Cabinet with vertical hanging and drawer sections.
- Vertical fastening part:
  - Storage surface area: 1 m<sup>2</sup>.
  - The base and sides of the cabinet, door liners, are perforated for hanging tools using the CKS system.
  - Opening at 180° of the 2 swinging doors for maximum visibility and accessibility.
- Drawer section:
  - 1 drawer with heavy-duty ball-bearing slides, 100% opening.
  - Drawer useful dimensions: L.569 x H.60 x D.210 mm.
  - Centralised locking of the doors and drawer by keylock.
  - Easy and fast fastening on a base unit using a "JLS2-TUBESUP 400" fitting Kit.
  - au kit de montage JLS2-TUBESUP400
  - Overall dimensions : L719 x D278 x H810 mm
  - Weight : 31 kg

## Doors

- Epoxy painted sheet steel (thickness 12/10th)
- Transparent doors allow you to quickly check contents and cleanliness.

## Closing

**"ONE KEY" option under request - interchangeable locks**

## Assembly :

Quickly and easily fitted to a base unit using a JLS2-TUBESUP400 fitting kit

( JLS2-TUBESUP800 can also be used but not so practical)



## Quality

- doors are tested for 10000 opening /closing cycles.

# JETLINE+ SYSTEM Top units – shutter cabinets



## + double with shutter

REF. JLS2-MHDR

- Shutters opening fully offers a direct tool access
- Maximum visibility and accessibility thanks to vertical hooking part
- Shutter, key-lock closing (interchangeable lock)
- Fitted with a perforated panel (6\*6mm au pas de 12 mm) for a fixing of tools using the CKS range of hooks (see catalogue F13).
- Easy and direct fixing on the worktop or to the wann. No fitting kits to use.
- Overall dimensions: L1455 x D278 x H810 mm
- Hook fastening useful dimensions : L1330xD183xH714mm
- Weight : 24.2 kg



## + Triple with shutter

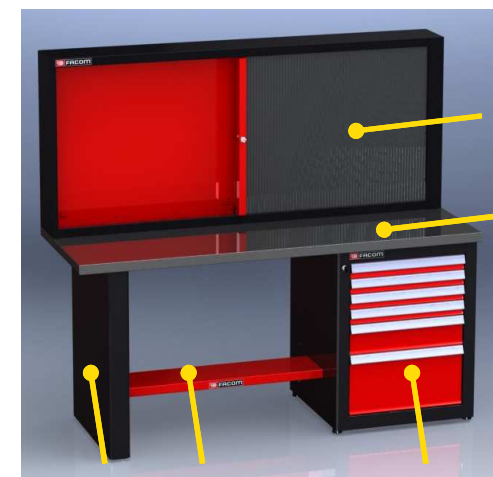
REF. JLS2-MHTR

- Shutters opening fully offers a direct tool access
- Maximum visibility and accessibility thanks to vertical hooking part
- Shutter, key-lock closing (interchangeable lock)
- Fitted with a perforated panel (6\*6mm au pas de 12 mm) for a fixing of tools using the CKS range of hooks (see catalogue F13).
- Easy and direct fixing on the worktop or to the wann. No fitting kits to use.
- Overall dimensions : L2182 x D278 x H810 mm
- Hook fastening useful dimensions : L2057xD183xH714mm
- Weight : 32.7 kg

- Maximum visibility and direct access to the tools.
- **Compatible with FACOM CKS system.** (See full range complete range in catalogue F13) -



## Create your own composition :



JLS2-MHDR

JLS2-PBST3

JLS2-PSB

JLS2-TRAB2

JLS2-MBS6T



# JETLINE+ SYSTEM Top units - chests



## + single open

REF. JLS2-CHS

- Open box for quick access. Ideal for storage of documents and/or consumables
- Acceptable load 30 kg. • Keylock.
- Easy and fast fastening on a base unit thanks to the JLS2- TUBESUP (800 ou 400) fitting kit.
- Overall dimensions: L 719 x D 278 x H 405
- Weight : 8.5 kg



## + double open

REF. JLS2-CHD

- Open box for quick access. Ideal for storage of documents and/or consumables
- Acceptable load 50 kg. • Keylock.
- Easy and fast fastening on a base unit thanks to the JLS2- TUBESUP (800 ou 400) fitting kit.
- Overall dimensions: L 1446 x P 278 x H 405
- Weight : 14kg



## + single full door

REF. JLS2-CHSPP

- Ideal for storage of documents and/or consumables
- Metal sheet lift door fitted with gas struts tested for 10000 opening/closing cycles.
- Acceptable load 30 kg.
- Keylock (interchangeable lock)
- Easy and fast fastening on a base unit thanks to the JLS2- TUBESUP (800 or 400) fitting kit.
- Overall dimensions: L 719 x D 278 x H 405
- Weight : 13.5 kg

## + double full door

REF. JLS2-CHDPP

- Ideal for storage of documents and/or consumables
- Metal sheet lift door fitted with gas struts tested for 10000 opening/closing cycles.
- Acceptable load 50 kg.
- Keylock (interchangeable lock)
- Easy and fast fastening on a base unit thanks to the JLS2- TUBESUP (800 or 400) fitting kit.
- Overall dimensions : L 1446 x P 278 x H 405
- Weight 19kg

### Door

- Metal sheet lift door fitted with gas strut tested for 10000 opening/closing cycles.

### Closing

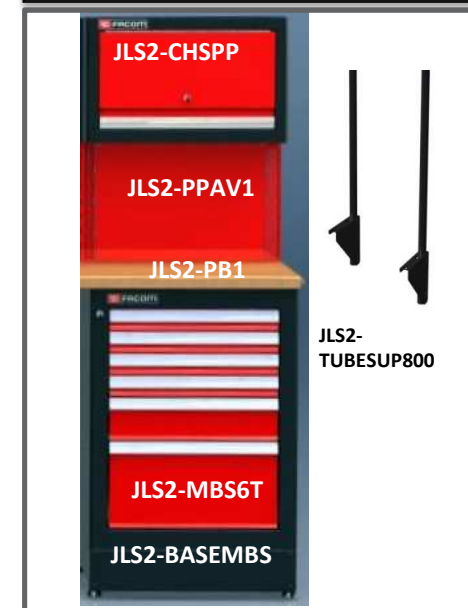
- **"ONE KEY"** option - interchangeable locks

### Assembly :

- Fast and easy to assemble on a base unit thanks to fitting kit JLS2- TUBESUP800

### Quality

- Gas struts tested for 10 000 opening /closing cycles.



# JETLINE+ SYSTEM Storage cabinets



**+ 1 full door**

REF. JLS2-A500PP

- Low width for restricted spaces
- For use as standard cabinet or as clothes locker.
- 1 swinging door, mounted on invisible pin hinges offering a 110-degree opening. The doors are tested for 10000 opening/closing cycles.
- 3 epoxy painted shelves adjustable in height (100mm steps) withstanding 35 kg loads.
- 1 wardrobe bar for use as locker.
- Keylock, 2 points.
- Cabinet fitted with jack feet for an adjustment ensuring perfect stability regardless of the type of floor.
- The unit is fitted with plinths for perfect finish. Produced in painted metal sheet, they are just screwed, and are easy to remove for cleaning or moving the unit.
- Overall dimensions : L500XD509xH1835 mm
- Weight : 70kg



**+ 2 full doors**

REF. JLS2-A1000PP

- An indispensable cabinet for organized and effective storage of all tools and consumables.
- Unit in epoxy painted steel panel. (thickness 12/10th).
  - Swinging doors mounted on invisible pin hinges offering a 110-degree opening.
    - To ensure the cabinet is rigid and safe, the doors are tested for 10000 opening/closing cycles.
  - 3 epoxy painted shelves adjustable in height (100mm steps) withstanding 75 kg loads.
  - Handle fully integrated to the door for comfortable and ergonomic opening.
  - Keylock, 2 points high and low.
  - Cabinet fitted with jack feet for an adjustment ensuring perfect stability regardless of the type of floor.
  - The unit is fitted with plinths for perfect finish. Produced in painted metal sheet, they are just screwed, and are easy to remove for cleaning or moving the unit.
  - Overall dimensions : L1000XD509xH1835 mm.
  - Weight : 102 kg



**+ 2 glazed doors**

REF. JLS2-A1000PV

Transparent doors allow you to quickly check contents and cleanliness.

- 2 transparent swinging doors in Plexiglas, thickness 3 mm, mounted on invisible pin hinges offering a 110-degree opening.
- The doors are tested for 10000 opening/closing cycles.
- 3 epoxy painted shelves adjustable in height (100mm steps) withstanding 75 kg loads.
- To ensure the cabinet is rigid and safe, the doors are fully lined with 12/10ths metal sheet.
- Keylock, 2 points.
- Cabinet fitted with jack feet for an adjustment ensuring perfect stability regardless of the type of floor.
- The unit is fitted with plinths for perfect finish. Produced in painted metal sheet, they are just screwed, and are easy to remove for cleaning or moving the unit
- Overall dimensions: L1000XD509xH1835 mm
- Weight : 95 kg

**Gain space:** wall surfaces are transformed into storage surfaces.

**Gain time:** direct access to tools




- Perforated panel: 6 x 6 mm in steps of 12 mm.
- Fixing of tools using the CKS range of hooks (see catalogue F13).
- Stacking of 2 half-panels possible.
- Fitting using "KIT-TUBES400 or 800" mounting tubes
- Made of Epoxy painted sheet steel (thickness 12/10ths).
- Colour red 3020.

## + panels (800 mm)

REF. JLS2-PAV1  
REF. JLS2-PAV2

### Overall dimensions:

Réf.	L	H	Thickness	Weight
JLS2-PAV1	724.5 mm	805 mm	45 mm	5.3 kg
JLS2-PAV2	1452 mm	805 mm	45 mm	9.1 kg



### Fitting tips :

If you select a H800mm panel or if you want to stack on 2 components (2 panels or 1 panel + 1 chest for example ), use **KIT-TUBESUP800**.

If you only select half-panels H400 mm , use **KIT-TUBESUP400**.

## + half-panels ( 400 mm)

- Stacking of 2 half-panels possible

### Overall dimensions:

Réf.	L	H	Thickness	Weight
JLS2-PPAV1	724.5 mm	402.5 mm	45 mm	3.5 kg
JLS2-PPAV2	1452 mm	402.5 mm	45 mm	6 kg

REF. JLS2-PPAV1  
REF. JLS2-PPAV2



## + Half-panel + power point block

- Fitted with a block of 6 SCHUKO sockets with on-off switch

### Overall dimensions:

Réf.	L	H	Thickness	Weight
JLS2-PPAV1ELEC	724.5 mm	402.5 mm	45 mm	4.1 kg

REF. JLS2-PPAV1ELEC




## + corner half panel (400 mm)

- Stacking of 2 half-panels possible

### Overall dimensions:

Réf.	L	H	Thickness	Weight
JLS2-PPAVA	1036	402.5	48 mm	4.4 kg

REF. JLS2-PPAVA





## Wooden panel made of multi-ply beech.

Thickness 40 mm for strength and durability.

Linseed oil treatment for improved resistance to liquids and easy maintenance.

- 3 different lengths, perfectly matching the dimensions of the base units + one corner version
- Fast and easy assembly thanks to pre-positioned metallic inserts.
- Load resistance : 500 kg for JLS2-PB1 and 1000 kg for JLS2-PB2 and JLS-PB3.

## + wooden worktops

REF. JLS2-PB1  
REF. JLS2-PB2  
REF. JLS2-PB3

### Overall dimensions

Réf.	L	D	Thick ness	Weigh t
 JLS2-PB1	727mm	750 mm	40 mm	17,9 kg
 JLS2-PB2	1455m m	750 mm	40 mm	35,2 kg
 JLS2-PB3	2182m m	750 mm	40 mm	52,7 kg

## + corner worktops

REF. JLS2-PBA  
REF. JLS2-PBAST

### Overall dimensions

Réf.	L	P	Thickness	Weigh t
JLS2-PBA	750 mm	750 mm	40 mm	8,6 kg
JLS2-PBAST	750 mm	750 mm	40 mm	10,6 KG



Panel made of multi-ply beech of thickness 40 mm covered with 10/10th brushed stainless steel for improved impact and heat resistance (edge also covered).

Sides will be protected by a finishing painted metal sheet

- 3 different lengths, perfectly matching the dimensions of the base units + one corner version
- Fast and easy assembly thanks to pre-positioned metallic inserts.
- Capable of supporting loads: 500 kg for JLS2-PBST1 and 1000 kg for JLS2-PBST2 and JLS-PBST3.

## + wooden and stainless worktops

REF. JLS2-PBST1  
REF. JLS2-PBST2  
REF. JLS2-PBST3

### Overall dimensions

Réf.	L	D	Thickness	Weigh t
JLS2-PBST1	727mm	805 mm	40 mm	22,6 kg
JLS2-PBST2	1455m m	750 mm	40 mm	44,5 kg
				,6 kg




## Perfect finishing

- New adjustment system ensuring joint and flatness between the plates




- Finishing epoxy painted metal cover




## So simple to install:

- worktops are perforated to receive the fitting kits. If you don't have top units, you can let the plastic plugs in place.
- metallic insert locations are perforated yet. You just have to put them on the right place (depending on the choosen unit)





# JETLINE+ SYSTEM Feet and cross beams



**+ feet**

REF. JLS2-PSB  
REF. JLS2-PSH

Foot made of Epoxy painted sheet steel (thickness 12/10ths).  
Equipped with feet with jack for adjustment giving **complete stability, irrespective of the type of floor.**  
Color : black 9004

## Dimensions hors tout

Réf.	L	P	H (avec vérin)	Weight
JLS2-PSB	100mm	750 mm	810 mm	15.5kg
JLS2-PSH	100mm	750 mm	985 mm	19kg

## Accessoires :

The feet are ready drilled and JETXL accessories may be added (see range of accessories in the F13 catalogue).

## Finition stage

New jacks with ball joint for an optimal adjustment



**+ cross beam 2 feet**

**MANDATORY**

REF. JLS2-TRAA2  
REF. JLS2-TRAA3



**+ cross beam 1 feet – 1 base unit**

**MANDATORY**

REF. JLS2-TRAB2  
REF. JLS2-TRAB3



**+ cross beam 2 base units**




**OPTIONAL**

REF. JLS2-TRBB3

**Multifunctions cross beam : connecting, reinforcement and storage space**

**2 possible positions :**

- In horizontal position, the cross becomes a real shelf that can receive objects heavy and bulky in
- In **vertical position**, for 1025 height sets, the cross ensures connection between the units and let some space for your roller cabinet
- Made of Epoxy painted sheet steel (thickness 12/10ths). - colour red 3020

	2 feet		1 feet - 1 base unit		2 base units	
						
Worktop 1455 mm	JLS2-TRAA2		JLS2-TRAB2			
	L1053xH400xP40mm	6.2 kg	L530xH400xP40mm	3.3 kg		
worktop 2182 mm	JLS2-TRAA3		JLS2-TRAB3		JLS2-TRBB3	
	L1600xH400xP40mm	10.3 kg	L1166xH400xP40mm	7.4 kg	L733xH400xP40mm	4.4 kg

## A FACOM innovation : Walls no longer needed !

Thanks to its **exclusive self-supporting structure**, the units are fitted independently of the walls.

Fitting is fast and easy : As simple as 1-2-3

- 1 – Position the base units
- 2 – Fit the tubes
- 3 – Install the topt units



### + Fitting kits ( 400 mm)

REF. JLS2- TUBESUP400

### + Fitting kits ( 800 mm)

REF. JLS2- TUBESUP800

JLS2-TUBESUP are made of 2 epoxy painted metallic tubes with fitting system under worktop

Dimensions : diameter 30 mm / lenght : 585 - 990 mm

Weight : . JLS2- TUBESUP400 2 kg / . JLS2- TUBESUP800 2,8kg

### How to choose ?

If you select a **H800mm** panel or if you want to **stack on 2 components** (2 panels or 1 panel + 1 chest for example ), use **KIT-TUBESUP800**.

If you only select half-panels H400 mm , use **KIT-TUBESUP400**.

For top units, you should also use **KIT-TUBESUP400**. Installation would be easier and stability will be ensured.

## Innovation Service Single Key Option



### + only One key for all your units

REF. JLS2- 1KEY

Interchangeable lock – Easy and fast to install

This option is free if you asked for it when you order your furniture.

Otherwise, you will need to order the barrel in spare part.

### + Light

REF. JLS2- LIGHT

Rampe LED

18w – 1150 LUMEN

30 000 hours

Natural Light

Possible to connect few banks together

Dim L584x l 42 x h 27 mm

Weight : 600g



### How to do in practice?

When you order your furniture, you can choose the option **UNIQUE KEY**. It is free!

Examples: you order 10 storage units and want a single key. You order 10 times the option **JLS2-1KEY**

If you order 2 identical compositions of 10 units but for different workshops, you can order 2 \* 10 JLS2-1KEY

### + Cables channel

REF. JLS2- TC

Made of galvanized steel. Used to hold cables making them discrete. Easy fitting by screws at the back at the worktop  
Weight : 1 Kg

