









ZESTAWY 3/8" KLASYCZNE

WYMIARY METRYCZNE

|  | | J.420E | J.430AP | J.431AP | J.431ASP | J.430ASP | | |
|--|---|---|-------------------|---------|-------------------|----------|---|---|
|  12-6 | | J.151A | J.161 | J.161 | J.161 | J.161 | | |
|  | mm | 7 | • | • | • | • | | |
| | | 8 | • | • | • | • | | |
| | | 9 | • | • | • | • | | |
| | | 10 | • | • | • | • | | |
| | | 11 | • | • | • | • | | |
| | | 12 | • | • | • | • | | |
| | | 13 | • | • | • | • | | |
| | | 14 | • | • | • | • | | |
| | | 15 | • | • | • | • | | |
| | | 16 | • | • | • | • | | |
| | | 17 | • | • | • | • | | |
| | | 18 | • | • | • | • | | |
|  | ED | 1 | | | • | • | | |
| | | 2 | | | • | • | | |
| | | 3 | | | • | • | | |
| | |  | EH | 4 | | | • | • |
| | | | | 5 | | | • | • |
| | | | | 6 | | | • | • |
| mm | 8 | | | • | • | | | |
| | 10 | | | • | • | | | |
| |  | ES | 6,5 | | | • | • | |
| 8 | | | | | • | • | | |
| 10 | | | | | • | • | | |
|  | J.210 | | • | • | • | • | | |
| | J.215 | | • | • | • | • | | |
| | J.120A | | • | • | • | • | | |
| | J.240A | | • | • | • | • | | |
| | J.210RC | | | | | | | |
| | J.215RC | | | | | | | |
| | J.210S | • | | | | | | |
| | J.235 | | | | • | • | | |
| | J.236C | | | | • | • | | |
| |  | PL.19A | | PL.412A | | PL.411 | | |
| BP.115 | | | BP.112 | | BP.112 | | | |
| 322 x 143 x 67 mm | | | 389 x 164 x 66 mm | | 389 x 164 x 66 mm | | | |
| | 1,50 Kg | | 1,96 Kg | | 2,75 Kg | | | |

J.420E ▼



J.430AP ▼



J.431AP ▼



**J.430ASP ▼
J.431ASP ▼**

